

# Product datasheet

Specifications



TeSys, Contactor, TeSys Deca, 3P(3NO), AC-3/AC-3e, <=440V, 115A, 24V AC 50 Hz coil, lugs/ bars terminals

LC1D1156B5

⚠ Discontinued

⚠ Discontinued on: 1 Jan 2008

⚠ End-of-service on: 31 Mar 2021

## Main

Range	TeSys
Range Of Product	TeSys Deca
Product Or Component Type	Contactor
Device Short Name	LC1D
Contactor Application	Resistive load Motor control
Utilisation Category	AC-1 AC-4 AC-3 AC-3e
Poles Description	3P
[Ue] Rated Operational Voltage	Power circuit: <= 1000 V AC 25...400 Hz Power circuit: <= 300 V DC
[Ie] Rated Operational Current	200 A (at <60 °C) at <= 440 V AC AC-1 for power circuit 115 A (at <60 °C) at <= 440 V AC AC-3 for power circuit 115 A (at <60 °C) at <= 440 V AC AC-3e for power circuit
[Uc] Control Circuit Voltage	24 V AC 50 Hz

## Complementary

Motor Power Kw	30 kW at 220...230 V AC 50/60 Hz (AC-3) 55 kW at 380...400 V AC 50/60 Hz (AC-3) 59 kW at 415...440 V AC 50/60 Hz (AC-3) 75 kW at 500 V AC 50/60 Hz (AC-3) 80 kW at 660...690 V AC 50/60 Hz (AC-3) 65 kW at 1000 V AC 50/60 Hz (AC-3) 18.5 kW at 400 V AC 50/60 Hz (AC-4) 30 kW at 220...230 V AC 50/60 Hz (AC-3e) 55 kW at 380...400 V AC 50/60 Hz (AC-3e) 59 kW at 415...440 V AC 50/60 Hz (AC-3e) 75 kW at 500 V AC 50/60 Hz (AC-3e) 80 kW at 660...690 V AC 50/60 Hz (AC-3e) 65 kW at 1000 V AC 50/60 Hz (AC-3e)
Motor Power Hp	30 hp at 200/208 V AC 50/60 Hz for 3 phases motors 40 hp at 230/240 V AC 50/60 Hz for 3 phases motors 75 hp at 460/480 V AC 50/60 Hz for 3 phases motors 100 hp at 575/600 V AC 50/60 Hz for 3 phases motors
Compatibility Code	LC1D
Pole Contact Composition	3 NO
Contact Compatibility	M13

Disclaimer: This documentation is not intended as a substitute for and is not to be used for determining suitability or reliability of these products for specific user applications

Protective Cover	With
[Ith] Conventional Free Air Thermal Current	200 A (at 60 °C) for power circuit
Irms Rated Making Capacity	1260 A at 440 V for power circuit conforming to IEC 60947 140 A AC for signalling circuit conforming to IEC 60947-5-1 250 A DC for signalling circuit conforming to IEC 60947-5-1
Rated Breaking Capacity	1100 A at 440 V for power circuit conforming to IEC 60947
[Icw] Rated Short-Time Withstand Current	250 A 40 °C - 10 min for power circuit 550 A 40 °C - 1 min for power circuit 950 A 40 °C - 10 s for power circuit 1100 A 40 °C - 1 s for power circuit 100 A - 1 s for signalling circuit 120 A - 500 ms for signalling circuit 140 A - 100 ms for signalling circuit
Associated Fuse Rating	250 A gG at <= 690 V coordination type 1 for power circuit 200 A gG at <= 690 V coordination type 2 for power circuit 10 A gG for signalling circuit
Average Impedance	0.6 mOhm - Ith 200 A 50 Hz for power circuit
Power Dissipation Per Pole	24 W AC-1 7.9 W AC-3 7.9 W AC-3e
[Ui] Rated Insulation Voltage	Power circuit: 600 V CSA certified Power circuit: 600 V UL certified Power circuit: 1000 V conforming to IEC 60947-4-1 Signalling circuit: 690 V conforming to IEC 60947-1 Signalling circuit: 600 V CSA certified Signalling circuit: 600 V UL certified
Overvoltage Category	III
Pollution Degree	3
[Uimp] Rated Impulse Withstand Voltage	8 kV conforming to IEC 60947
Safety Reliability Level	B10d = 684932 cycles contactor with nominal load conforming to EN/ISO 13849-1 B10d = 10000000 cycles contactor with mechanical load conforming to EN/ISO 13849-1
Mechanical Durability	8 Mcycles
Electrical Durability	0.8 Mcycles 200 A AC-1 at $U_e \leq 440$ V 0.95 Mcycles 115 A AC-3 at $U_e \leq 440$ V 0.95 Mcycles 115 A AC-3e at $U_e \leq 440$ V
Control Circuit Type	AC at 50 Hz
Coil Technology	Without built-in suppressor module
Control Circuit Voltage Limits	0.3...0.6 $U_c$ (-40...70 °C):drop-out AC 50 Hz 0.85...1.1 $U_c$ (-40...55 °C):operational AC 50 Hz 1...1.1 $U_c$ (55...70 °C):operational AC 50 Hz
Inrush Power In Va	300 VA 50 Hz cos phi 0.8 (at 20 °C)
Hold-In Power Consumption In Va	22 VA 50 Hz cos phi 0.3 (at 20 °C)
Heat Dissipation	3...8 W at 50 Hz
Operating Time	6...20 ms opening 20...50 ms closing
Maximum Operating Rate	2400 cyc/h 60 °C
Connections - Terminals	Control circuit: lugs-ring terminals - external diameter: 8 mm Power circuit: lugs-ring terminals - external diameter: 25 mm Power circuit: bars 1 - busbar cross section: 5 x 25 mm
Tightening Torque	Control circuit: 1.2 N.m - on lugs-ring terminals - with screwdriver flat Ø 6 mm M3.5 Control circuit: 1.2 N.m - on lugs-ring terminals - with screwdriver Philips No 2 M3.5 Power circuit: 12 N.m - on lugs-ring terminals hexagonal screw head 13 mm M8 Power circuit: 12 N.m - on bars hexagonal screw head 13 mm M8

Auxiliary Contact Composition	1 NO + 1 NC
Auxiliary Contacts Type	type mechanically linked 1 NO + 1 NC conforming to IEC 60947-5-1 type mirror contact 1 NC conforming to IEC 60947-4-1
Signalling Circuit Frequency	25...400 Hz
Minimum Switching Voltage	17 V for signalling circuit
Minimum Switching Current	5 mA for signalling circuit
Insulation Resistance	> 10 MOhm for signalling circuit
Non-Overlap Time	1.5 ms on de-energisation between NC and NO contact 1.5 ms on energisation between NC and NO contact
Mounting Support	Rail Plate

## Environment

Standards	CSA C22.2 No 14 EN 60947-4-1 EN 60947-5-1 IEC 60947-4-1 IEC 60947-5-1 UL 508
Product Certifications	UL GL DNV GOST LROS (Lloyds register of shipping) BV CSA RINA CCC
Ip Degree Of Protection	IP20 front face conforming to IEC 60529
Protective Treatment	TH conforming to IEC 60068-2-30
Climatic Withstand	conforming to IACS E10 exposure to damp heat conforming to IEC 60947-1 Annex Q category D exposure to damp heat
Permissible Ambient Air Temperature Around The Device	-40...60 °C 60...70 °C with derating
Operating Altitude	0...3000 m
Fire Resistance	850 °C conforming to IEC 60695-2-1
Flame Retardance	V1 conforming to UL 94
Mechanical Robustness	Vibrations contactor open (2 Gn, 5...300 Hz) Vibrations contactor closed (4 Gn, 5...300 Hz) Shocks contactor closed (15 Gn for 11 ms) Shocks contactor open (6 Gn for 11 ms)
Height	158 mm
Width	120 mm
Depth	136 mm
Net Weight	2.5 kg

## Packing Units

Unit Type Of Package 1	PCE
Number Of Units In Package 1	1
Package 1 Height	16.8 cm
Package 1 Width	20.8 cm

Package 1 Length	18.5 cm
Package 1 Weight	2.11 kg

### Contractual warranty

Warranty	18 months
----------	-----------

Sustainability



**Green Premium™ label** is Schneider Electric’s commitment to delivering products with best-in-class environmental performance. Green Premium promises compliance with the latest regulations, transparency on environmental impacts, as well as circular and low-CO<sub>2</sub> products.

**Guide to assessing product sustainability** is a white paper that clarifies global eco-label standards and how to interpret environmental declarations.




[Learn more about Green Premium >](#)

[Guide to assess a product’s sustainability >](#)



Transparency   RoHS/REACH

Well-being performance

 Mercury Free	
 Rohs Exemption Information	<a href="#">Yes</a>
 Pvc Free	

Certifications & Standards

Eu Rohs Directive	Compliant <a href="#">EU RoHS Declaration</a>
China Rohs Regulation	<a href="#">China RoHS declaration</a> Product out of China RoHS scope. Substance declaration for your information
Environmental Disclosure	<a href="#">Product Environmental Profile</a>
Weee	The product must be disposed on European Union markets following specific waste collection and never end up in rubbish bins
Circularity Profile	<a href="#">End of Life Information</a>