

# Product datasheet

Specifications



## TeSys Deca contactor , 3P(3 NO) , AC-3 , <= 440V, 65 A , 440V, DC standard coil

LC1D65A6RD

! Discontinued

! Discontinued on: 28 May 2020

! End-of-service on: 10 Oct 2020

### Main

Range	TeSys
Range Of Product	TeSys Deca
Product Or Component Type	Contactors
Device Short Name	LC1D
Contactors Application	Motor control Resistive load
Utilisation Category	AC-3 AC-4 AC-1
Poles Description	3P
[Ue] Rated Operational Voltage	Power circuit: <= 690 V AC 25...400 Hz Power circuit: <= 300 V DC
[Ie] Rated Operational Current	80 A (at <60 °C) at <= 440 V AC AC-1 for power circuit 65 A (at <60 °C) at <= 440 V AC AC-3 for power circuit
[Uc] Control Circuit Voltage	440 V DC

### Complementary

Motor Power Kw	11 kW at 400 V AC 50/60 Hz (AC-4) 18.5 kW at 220...230 V AC 50/60 Hz (AC-3) 30 kW at 380...400 V AC 50/60 Hz (AC-3) 37 kW at 500 V AC 50/60 Hz (AC-3) 37 kW at 660...690 V AC 50/60 Hz (AC-3)
Motor Power Hp	40 hp at 460/480 V AC 50/60 Hz for 3 phases motors 5 hp at 115 V AC 50/60 Hz for 1 phase motors 10 hp at 230/240 V AC 50/60 Hz for 1 phase motors 20 hp at 200/208 V AC 50/60 Hz for 3 phases motors 20 hp at 230/240 V AC 50/60 Hz for 3 phases motors 50 hp at 575/600 V AC 50/60 Hz for 3 phases motors
Compatibility Code	LC1D
Pole Contact Composition	3 NO
Contact Compatibility	M4
Protective Cover	With
[Ith] Conventional Free Air Thermal Current	10 A (at 60 °C) for signalling circuit 80 A (at 60 °C) for power circuit
Irms Rated Making Capacity	140 A AC for signalling circuit conforming to IEC 60947-5-1 250 A DC for signalling circuit conforming to IEC 60947-5-1 1000 A at 440 V for power circuit conforming to IEC 60947
Rated Breaking Capacity	1000 A at 440 V for power circuit conforming to IEC 60947

Disclaimer: This documentation is not intended as a substitute for and is not to be used for determining suitability or reliability of these products for specific user applications

<b>[Icw] Rated Short-Time Withstand Current</b>	520 A 40 °C - 10 s for power circuit 900 A 40 °C - 1 s for power circuit 110 A 40 °C - 10 min for power circuit 260 A 40 °C - 1 min for power circuit 100 A - 1 s for signalling circuit 120 A - 500 ms for signalling circuit 140 A - 100 ms for signalling circuit
<b>Associated Fuse Rating</b>	10 A gG for signalling circuit conforming to IEC 60947-5-1 125 A gG at <= 690 V coordination type 1 for power circuit 125 A gG at <= 690 V coordination type 2 for power circuit
<b>Average Impedance</b>	1.5 mOhm - Ith 80 A 50 Hz for power circuit
<b>Power Dissipation Per Pole</b>	9.6 W AC-1 6.3 W AC-3
<b>[Ui] Rated Insulation Voltage</b>	Power circuit: 600 V CSA certified Power circuit: 600 V UL certified Signalling circuit: 690 V conforming to IEC 60947-1 Signalling circuit: 600 V CSA certified Signalling circuit: 600 V UL certified Power circuit: 690 V conforming to IEC 60947-4-1
<b>Overvoltage Category</b>	III
<b>Pollution Degree</b>	3
<b>[Uimp] Rated Impulse Withstand Voltage</b>	6 kV conforming to IEC 60947
<b>Safety Reliability Level</b>	B10d = 1369863 cycles contactor with nominal load conforming to EN/ISO 13849-1 B10d = 20000000 cycles contactor with mechanical load conforming to EN/ISO 13849-1
<b>Mechanical Durability</b>	10 Mcycles
<b>Electrical Durability</b>	0.5 Mcycles 80 A AC-1 at Ue <= 440 V 1.45 Mcycles 65 A AC-3 at Ue <= 440 V
<b>Control Circuit Type</b>	DC standard
<b>Coil Technology</b>	Built-in bidirectional peak limiting diode suppressor
<b>Control Circuit Voltage Limits</b>	0.1...0.3 Uc (-40...70 °C):drop-out DC 0.75...1.25 Uc (-40...60 °C):operational DC 1...1.25 Uc (60...70 °C):operational DC
<b>Inrush Power In W</b>	19 W (at 20 °C)
<b>Hold-In Power Consumption In W</b>	7.4 W at 20 °C
<b>Operating Time</b>	42.5...57.5 ms closing 16...24 ms opening
<b>Time Constant</b>	34 ms
<b>Maximum Operating Rate</b>	3600 cyc/h 60 °C
<b>Connections - Terminals</b>	Control circuit: lugs-ring terminals - external diameter: 8 mm Power circuit: lugs-ring terminals - external diameter: 16.5 mm
<b>Tightening Torque</b>	Control circuit: 1.7 N.m - on EverLink BTR screw connectors - with screwdriver flat Ø 6 mm M3.5 Control circuit: 1.7 N.m - on EverLink BTR screw connectors - with screwdriver Philips No 2 M3.5 Power circuit: 6 N.m - on EverLink BTR screw connectors hexagonal screw head 10 mm M6
<b>Auxiliary Contact Composition</b>	1 NO + 1 NC
<b>Auxiliary Contacts Type</b>	type mechanically linked 1 NO + 1 NC conforming to IEC 60947-5-1 type mirror contact 1 NC conforming to IEC 60947-4-1
<b>Signalling Circuit Frequency</b>	25...400 Hz
<b>Minimum Switching Voltage</b>	17 V for signalling circuit
<b>Minimum Switching Current</b>	5 mA for signalling circuit
<b>Insulation Resistance</b>	> 10 MOhm for signalling circuit

Non-Overlap Time	1.5 ms on de-energisation between NC and NO contact 1.5 ms on energisation between NC and NO contact
Mounting Support	Rail Plate

## Environment

Standards	CSA C22.2 No 14 EN 60947-4-1 EN 60947-5-1 IEC 60947-4-1 IEC 60947-5-1 UL 508
Product Certifications	CCC UL GOST CSA
Ip Degree Of Protection	IP20 front face conforming to IEC 60529
Protective Treatment	TH conforming to IEC 60068-2-30
Climatic Withstand	conforming to IACS E10 exposure to damp heat conforming to IEC 60947-1 Annex Q category D exposure to damp heat
Permissible Ambient Air Temperature Around The Device	-40...60 °C 60...70 °C with derating
Operating Altitude	0...3000 m
Fire Resistance	850 °C conforming to IEC 60695-2-1
Flame Retardance	V1 conforming to UL 94
Mechanical Robustness	Vibrations contactor open (2 Gn, 5...300 Hz) Vibrations contactor closed (4 Gn, 5...300 Hz) Shocks contactor closed (15 Gn for 11 ms) Shocks contactor open (10 Gn for 11 ms)
Height	122 mm
Width	55 mm
Depth	120 mm
Net Weight	0.935 kg

## Packing Units

Unit Type Of Package 1	PCE
Number Of Units In Package 1	1
Package 1 Height	6 cm
Package 1 Width	14 cm
Package 1 Length	15 cm
Package 1 Weight	850 g

## Contractual warranty

Warranty	18 months
----------	-----------

## Sustainability




**Green Premium™ label** is Schneider Electric's commitment to delivering products with best-in-class environmental performance. Green Premium promises compliance with the latest regulations, transparency on environmental impacts, as well as circular and low-CO<sub>2</sub> products.

**Guide to assessing product sustainability** is a white paper that clarifies global eco-label standards and how to interpret environmental declarations.

[Learn more about Green Premium >](#)

[Guide to assess a product's sustainability >](#)

## Well-being performance

	Toxic Heavy Metal Free	
	Mercury Free	
	Rohs Exemption Information	<a href="#">Yes</a>
<b>Eu Rohs Directive</b>	Compliant	<a href="#">EU RoHS Declaration</a>
<b>China Rohs Regulation</b>		<a href="#">China RoHS declaration</a>
<b>Weee</b>	The product must be disposed on European Union markets following specific waste collection and never end up in rubbish bins	