

Product datasheet

Specifications



cam stepping switch - 2-pole - 30° - 12 A - front mounting

K1K1060Z1

⚠ Discontinued on: 29 Jan 2021

⚠ Discontinued

Main

Range Of Product	Harmony K
Product Or Component Type	Complete cam switch
Component Name	K1
[Ith] Conventional Free Air Thermal Current	12 A
Product Mounting	Front mounting
Fixing Mode	6 screws Ø 5.2 mm
Cam Switch Head Type	With front plate 55 x 100 mm
Type Of Operator	Red handle
Rotary Handle Padlocking	With
Presentation Of Legend	With metallic legend, 0 - 1 - 2 - 3 - 4 - 5 black marking
Cam Switch Function	Stepping switch
Return	Without
Off Position	With Off position
Poles Description	2P
Switching Positions	Intermediate: 30° - 90° - 150° - 210° - 270° Right: 0° - 60° - 120° - 180° - 240° - 300°
Ip Degree Of Protection	IP40 conforming to IEC 529 IP40 conforming to NF C 20-010

Complementary

Number Of Steps	5
Switching Angle	30 °
[Ui] Rated Insulation Voltage	690 V (pollution degree 3) conforming to IEC 60947-1
[Ithe] Conventional Enclosed Thermal Current	10 A
Rated Operational Power In W	10500 W AC-21, 500...660 V 3 phases conforming to IEC 60947-3 1100 W AC-3, 230 V 3 phases conforming to IEC 60947-3 1500 W AC-23A, 230 V 3 phases conforming to IEC 60947-3 1500 W AC-3, 400 V 1 phase conforming to IEC 60947-3 1500 W AC-3, 400 V 3 phases conforming to IEC 60947-3 1500 W AC-3, 500 V 3 phases conforming to IEC 60947-3 1500 W AC-3, 690 V 3 phases conforming to IEC 60947-3 2200 W AC-23A, 400 V 3 phases conforming to IEC 60947-3 2200 W AC-23A, 500 V 3 phases conforming to IEC 60947-3 2200 W AC-23A, 690 V 3 phases conforming to IEC 60947-3 4800 W AC-21, 230 V 3 phases conforming to IEC 60947-3 600 W AC-3, 230 V 1 phase conforming to IEC 60947-3 8300 W AC-21, 400 V 3 phases conforming to IEC 60947-3

Disclaimer: This documentation is not intended as a substitute for and is not to be used for determining suitability or reliability of these products for specific user applications

[Ie] Rated Operational Current Ac	1 A at 500 V AC-15 conforming to IEC 60947-5-1 2 A at 400 V AC-15 conforming to IEC 60947-5-1 3 A at 230 V AC-15 conforming to IEC 60947-5-1 1.8 A at 690 V AC-3 3 phases conforming to IEC 60947-3 2.8 A at 500 V AC-3 3 phases conforming to IEC 60947-3 2.8 A at 690 V AC-23A 3 phases conforming to IEC 60947-3 3.3 A at 400 V AC-3 3 phases conforming to IEC 60947-3 3.8 A at 500 V AC-23A 3 phases conforming to IEC 60947-3 4.6 A at 230 V AC-3 3 phases conforming to IEC 60947-3 4.8 A at 400 V AC-23A 3 phases conforming to IEC 60947-3 5.6 A at 230 V AC-23A 3 phases conforming to IEC 60947-3
Electrical Durability	1000000 cycles AC-15 1000000 cycles AC-21 500000 cycles AC-23 500000 cycles AC-3
Maximum Operating Rate	2.5 cyc/mn AC-21 2.5 cyc/mn AC-23 2.5 cyc/mn AC-3 8.333 cyc/mn AC-15
Short-Circuit Current	10000 A
Short-Circuit Protection	16 A cartridge fuse, type gG
[Uimp] Rated Impulse Withstand Voltage	4 kV in isolating function 6 kV conforming to IEC 60947-1
Contact Operation	Slow-break
Positive Opening	With
Electrical Connection	Captive screw clamp terminals flexible, clamping capacity: 2 x 1.5 mm ² Captive screw clamp terminals solid, clamping capacity: 1 x 2.5 mm ²
Mechanical Durability	1000000 cycles
Cad Overall Width	55 mm
Cad Overall Height	100 mm
Cad Overall Depth	93 mm
Net Weight	0.17 kg

Environment

Standards	CENELEC EN 50013 EN/IEC 60947-3 for power circuit EN/IEC 60947-5-1 for control circuit
Product Certifications	CSA 240 V 1 hp 1 phase CSA 240 V 3 hp 3 phases 2 pole(s) UL 240 V 1 hp 3 phases UL 240 V 0.33 hp 1 phase 2 pole(s)
Protective Treatment	TC
Ambient Air Temperature For Operation	-25...55 °C
Ambient Air Temperature For Storage	-40...70 °C
Shock Resistance	30 gn conforming to IEC 68-2-27
Vibration Resistance	5 gn (f= 10...150 Hz) conforming to IEC 68-2-6
Electrical Shock Protection Class	Class II conforming to IEC 536 Class II conforming to NF C 20-030

Contractual warranty

Warranty	18 months
----------	-----------

Sustainability

Green Premium™ label is Schneider Electric's commitment to delivering products with best-in-class environmental performance. Green Premium promises compliance with the latest regulations, transparency on environmental impacts, as well as circular and low-CO₂ products.

Guide to assessing product sustainability is a white paper that clarifies global eco-label standards and how to interpret environmental declarations.

[Learn more about Green Premium >](#)

[Guide to assess a product's sustainability >](#)

Well-being performance

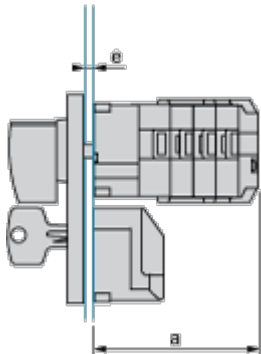
	Reach Free Of Svhc	
	Toxic Heavy Metal Free	
	Mercury Free	
	Rohs Exemption Information	Yes
Reach Regulation		REACH Declaration
Eu Rohs Directive		Pro-active compliance (Product out of EU RoHS legal scope) EU RoHS Declaration
China Rohs Regulation		China RoHS declaration
Weee		The product must be disposed on European Union markets following specific waste collection and never end up in rubbish bins

Dimensions Drawings

Operating Head and Body with Plastic Base and Key Locking

Front Mounting by 6 Screws

55 mm x 100 mm / 2.17 in. x 3.94 in. front plate

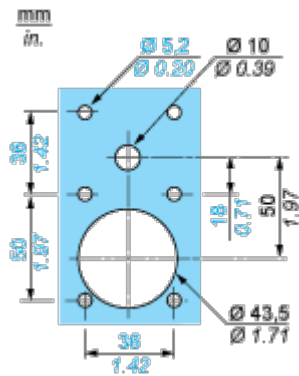


- a 93 mm/3.66 in.
- e support panel thickness 1 mm to 6 mm./0.039 in. to 0.24 in.

Mounting and Clearance

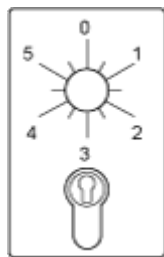
Operating Head and Body with Plastic Base and Key Locking

Panel Cut-out

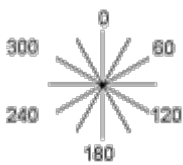


Technical Description

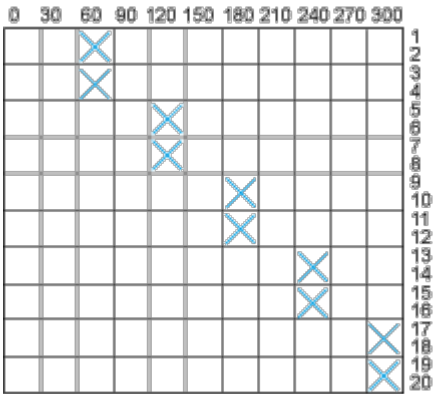
Marking



Angular Position of Switch



Switching Program



Convention Used for Switching Program Representation

-  Contact closed
-  Contact closed in 2 positions and maintained between the 2 positions
-  Sealed assembly for auto-maintain control
-  Overlapping contacts
-  Spring return position: for a switching angle of 90°, spring return is over 30° after the last position (for a maximum of 3 simultaneous contacts).

Example:

