

Product datasheet

Specifications



Complete body/light block assembly,
Harmony XB5, XB4, orange light
with body/fixing collar integral LED
230...240 V

ZB5AVM53

❗ Discontinued

❗ Discontinued on: 1 Aug 2022

Main

Range Of Product	Harmony XB5
Product Or Component Type	Complete body/light block assembly
Device Short Name	ZB5
Fixing Collar Material	Plastic
Sale Per Indivisible Quantity	1
Connections - Terminals	Faston connector, connection size: 1 x 6.35 mm Faston connector, connection size: 2 x 2.8 mm
Light Source	Protected LED
Bulb Base	Integral LED
Light Source Colour	Orange

Complementary

Cad Overall Width	30 mm
Cad Overall Height	49 mm
Cad Overall Depth	32 mm
Terminals Description Iso N°1	(X1-X2)PL
[Ui] Rated Insulation Voltage	250 V (pollution degree 3) conforming to EN 60947-1
[Uimp] Rated Impulse Withstand Voltage	4 kV conforming to EN 60947-1
Signalling Type	Steady
[Us] Rated Supply Voltage	230...240 V AC at 50/60 Hz
Supply Voltage Limits	195...264 V AC
Current Consumption	14 mA
Service Life	100000 h at rated voltage and 25 °C
Surge Withstand	1 kV conforming to IEC 61000-4-5

Environment

Protective Treatment	TH
Ambient Air Temperature For Storage	-40...70 °C
Ambient Air Temperature For Operation	-40...70 °C
Electrical Shock Protection Class	Class II conforming to IEC 60536

Disclaimer: This documentation is not intended as a substitute for and is not to be used for determining suitability or reliability of these products for specific user applications

Standards	UL 508 CSA C22.2 No 14 EN/IEC 60947-1 EN/IEC 60947-5-1 JIS C8201-5-1 EN/IEC 60947-5-4 JIS C8201-1
Product Certifications	CSA UL listed
Vibration Resistance	5 gn (f= 2...500 Hz) conforming to IEC 60068-2-6
Shock Resistance	30 gn (duration = 18 ms) for half sine wave acceleration conforming to IEC 60068-2-27 50 gn (duration = 11 ms) for half sine wave acceleration conforming to IEC 60068-2-27
Resistance To Fast Transients	2 kV conforming to IEC 61000-4-4
Resistance To Electromagnetic Fields	10 V/m conforming to IEC 61000-4-3
Resistance To Electrostatic Discharge	6 kV on contact (on metal parts) conforming to IEC 61000-2-6 8 kV in free air (in insulating parts) conforming to IEC 61000-2-6
Electromagnetic Emission	Class B conforming to IEC 55011

Contractual warranty

Warranty	18 months
----------	-----------

Sustainability



Green Premium™ label is Schneider Electric’s commitment to delivering products with best-in-class environmental performance. Green Premium promises compliance with the latest regulations, transparency on environmental impacts, as well as circular and low-CO₂ products.

Guide to assessing product sustainability is a white paper that clarifies global eco-label standards and how to interpret environmental declarations.

[Learn more about Green Premium >](#)

[Guide to assess a product’s sustainability >](#)

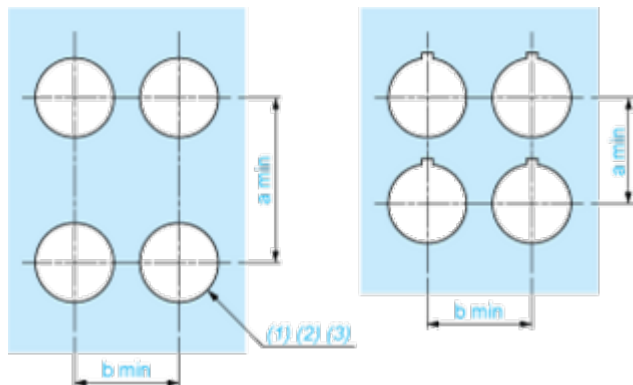
Well-being performance

 Mercury Free	
 Rohs Exemption Information	Yes
Reach Regulation	REACH Declaration
Eu Rohs Directive	Pro-active compliance (Product out of EU RoHS legal scope)
China Rohs Regulation	China RoHS declaration

Mounting and Clearance

Panel Cut-out for Pushbuttons, Switches and Pilot Lights (Finished Holes, Ready for Installation)

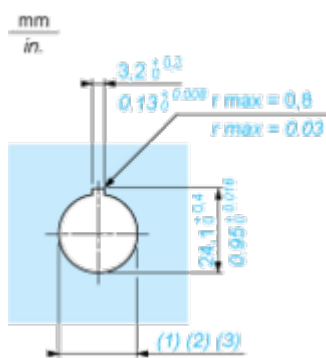
Connection by Screw Clamp Terminals or Plug-in Connectors or on Printed Circuit Board



- (1) Diameter on finished panel or support
- (2) For selector switches and Emergency stop buttons, use of an anti-rotation plate type ZB5AZ902 is recommended.
- (3) Ø22.5 mm recommended ($\text{Ø}22.3 \begin{smallmatrix} +0.4 \\ 0 \end{smallmatrix}$) / Ø0.89 in. recommended ($\text{Ø}0.88 \text{ in. } \begin{smallmatrix} +0.016 \\ 0 \end{smallmatrix}$)

Connections	a in mm	a in in.	b in mm	b in in.
By screw clamp terminals or plug-in connector	40	1.57	30	1.18
By Faston connectors	45	1.77	32	1.26
On printed circuit board	30	1.18	30	1.18

Detail of Lug Recess



- (1) Diameter on finished panel or support
- (2) For selector switches and Emergency stop buttons, use of an anti-rotation plate type ZB5AZ902 is recommended.
- (3) Ø22.5 mm recommended ($\text{Ø}22.3 \begin{smallmatrix} +0.4 \\ 0 \end{smallmatrix}$) / Ø0.89 in. recommended ($\text{Ø}0.88 \text{ in. } \begin{smallmatrix} +0.016 \\ 0 \end{smallmatrix}$)