# Product datasheet

Specifications

Green Premium™

## PB - Spring Rtn, black - 2NO

XB7NA23

## Main

| | |
|---|---|
| **Range Of Product** | Harmony XB7 |
| **Product Or Component Type** | Push-button |
| **Device Short Name** | XB7 |
| **Mounting Diameter** | 22 mm |
| **Sale Per Indivisible Quantity** | 10 |
| **Ip Degree Of Protection** | IP20 (rear face) conforming to IEC 60529<br>IP65 (front face) conforming to IEC 60529 |
| **Shape Of Signaling Unit Head** | Round |
| **Type Of Operator** | spring return |
| **Operator Profile** | Black flush, unmarked |
| **Contacts Type And Composition** | 2 NO |
| **Connections - Terminals** | Screw clamp terminals, <= 2 x 1.5 mm² with cable end conforming to IEC 60947-1<br>Screw clamp terminals, 1 x 0.34...2 x 2.5 mm² without cable end conforming to IEC 60947-1 |
| **Device Presentation** | Monolithic product |

## Complementary

| | |
|---|---|
| **Cad Overall Width** | 29 mm |
| **Cad Overall Height** | 29 mm |
| **Cad Overall Depth** | 51.5 mm |
| **Terminals Description Iso N°1** | (23-24)NO<br>(13-14)NO |
| **Net Weight** | 0.021 kg |
| **Device Mounting** | Fixing hole - diameter: 22.5 mm 22.3 +0.4/0 conforming to IEC 60947-1 |
| **Fixing Center** | >= 30 x 40 mm (support panel) metal - thickness: 1…6 mm<br>>= 30 x 40 mm (support panel) plastic - thickness: 2…6 mm |
| **Fixing Mode** | Fixing nut beneath head: 2…2.4 N.m |
| **Contact Operation** | Slow-break |
| **Positive Opening** | With (only NO) |
| **Mechanical Durability** | 1000000 cycles |
| **Tightening Torque** | 0.8…1.2 N.m conforming to IEC 60947-1 |
| **Shape Of Screw Head** | Cross compatible with JIS No 1 screwdriver<br>Cross compatible with Philips no 1 screwdriver<br>Cross compatible with pozidriv No 1 screwdriver<br>Slotted compatible with flat Ø 4 mm screwdriver<br>Slotted compatible with flat Ø 5.5 mm screwdriver |

Disclaimer: This documentation is not intended as a substitute for and is not to be used for determining suitability or reliability of these products for specific user applications

| | |
|---|---|
| **Short-Circuit Protection** | 4 A cartridge fuse type gG conforming to IEC 60947-5-1 |
| **[Ui] Rated Insulation Voltage** | 250 V (pollution degree 3) conforming to IEC 60947-1 |
| **[Uimp] Rated Impulse Withstand Voltage** | 4 kV conforming to IEC 60947-1 |
| **[Ie] Rated Operational Current** | 0.1 A at 250 V, DC-13, R300 conforming to IEC 60947-5-1<br>0.22 A at 125 V, DC-13, R300 conforming to IEC 60947-5-1<br>0.3 A at 240 V, AC-14, D300 conforming to IEC 60947-5-1<br>0.6 A at 120 V, AC-14, D300 conforming to IEC 60947-5-1 |
| **Electrical Durability** | 1000000 cycles, DC-13, 0.3 A at 24 V, operating rate <216000 cyc/mn, load factor: 0.5 conforming to IEC 60947-5-1 appendix C<br>1000000 cycles, AC-15, 0.03 A at 230 V, operating rate <216000 cyc/mn, load factor: 0.5 conforming to IEC 60947-5-1 appendix C<br>1000000 cycles, AC-15, 0.09 A at 240 V, operating rate <108000 cyc/mn, load factor: 0.5 conforming to IEC 60947-5-1 appendix C |
| **Electrical Reliability** | Λ <= 10exp(-6) at 17 V, 5 mA conforming to IEC 60947-5-4 |

# Environment

| | |
|---|---|
| **Protective Treatment** | TH |
| **Ambient Air Temperature For Storage** | -40…70 °C |
| **Ambient Air Temperature For Operation** | -25…70 °C |
| **Overvoltage Category** | Class II conforming to IEC 61140 |
| **Nema Degree Of Protection** | NEMA 12 conforming to UL 50 E<br>NEMA 3 conforming to UL 50 E |
| **Standards** | IEC 60947-5-1<br>JIS C8201-5-1<br>IEC 60947-1<br>CSA C22.2 No 14<br>UL 508<br>JIS C8201-1 |
| **Product Certifications** | CCC<br>GOST |
| **Vibration Resistance** | 5 gn (f= 2…500 Hz) conforming to IEC 60068-2-6 |
| **Shock Resistance** | 50 gn (duration = 11 ms) for half sine wave acceleration conforming to IEC 60068-2-27<br>30 gn (duration = 18 ms) for half sine wave acceleration conforming to IEC 60068-2-27 |

# Packing Units

| | |
|---|---|
| **Unit Type Of Package 1** | PCE |
| **Number Of Units In Package 1** | 1 |
| **Package 1 Height** | 3.048 cm |
| **Package 1 Width** | 5.334 cm |
| **Package 1 Length** | 3.048 cm |
| **Package 1 Weight** | 18.144 g |

# Contractual warranty

| | |
|---|---|
| **Warranty** | 12 months |

## Sustainability

**Green Premium™ label** is Schneider Electric's commitment to delivering products with best-in-class environmental performance. Green Premium promises compliance with the latest regulations, transparency on environmental impacts, as well as circular and low-$CO_2$ products.

**Guide to assessing product sustainability** is a white paper that clarifies global eco-label standards and how to interpret environmental declarations.

Learn more about Green Premium >

Guide to assess a product's sustainability >

Transparency RoHS/REACh

## Well-being performance

| | |
|---|---|
| Toxic Heavy Metal Free | |
| Mercury Free | |
| Rohs Exemption Information | Yes |

## Certifications & Standards

| | |
|---|---|
| **Reach Regulation** | REACh Declaration |
| **Eu Rohs Directive** | Pro-active compliance (Product out of EU RoHS legal scope)<br>EU RoHS Declaration |
| **China Rohs Regulation** | China RoHS declaration |
| **Environmental Disclosure** | Product Environmental Profile |
| **Weee** | The product must be disposed on European Union markets following specific waste collection and never end up in rubbish bins |
| **Circularity Profile** | End of Life Information |

## Dimensions Drawings

### Pushbutton, Flush Type

### Dimensions

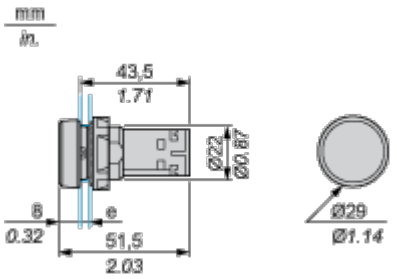


e Support panel thickness: 1 to 6 mm/0.4 to 0.24 in. (metal), 2 to 6 mm/0.8 to 0.24 in. (plastic).

## Mounting and Clearance

### Mounting

#### Diameter of Finished Fixing Holes

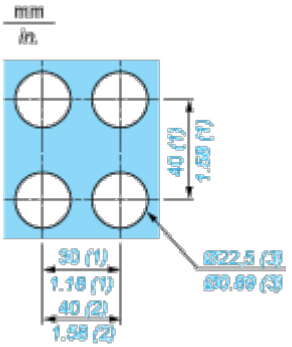


(1) Minimum value.

(2) 40 mm/1.58 in. for Emergency switching off pushbutton only.

(3) Standard value: Ø 22.3 (0; + 0.4) mm/Ø 0.88 (0; + 0.02) in.

## “U” Type Tag Connection

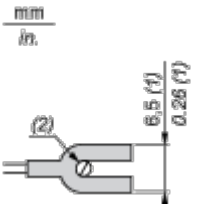


(1) 6.5 mm/0.26 in. recommended, 7 mm/0.28 in. max.

(2) M3 screw clamp terminal.

Connections and Schema

**Wiring**