# Product datasheet

Specifications

Green Premium™



## rack X80 - 6 slots - Redundant PS - Ethernet backplane

BMEXBP0602H

## Main

| | |
|---|---|
| **Range Of Product** | Modicon X80 |
| **Accessory / Separate Part Type** | Ruggedized rack |
| **Product Specific Application** | For severe environments |

## Complementary

| | |
|---|---|
| **Number Of Slots** | 6 bus X + Ethernet |
| **Product Compatibility** | BMX processor<br>Specific application module<br>BMXCPS4002<br>BME processor<br>I/O module |
| **Power Consumption In W** | 191 mW 3.3 V DC<br>3.6 W 24 V DC |
| **Electrical Connection** | 1 connector (XBE) expansion module |
| **Fixing Mode** | By 4 screws - diameter: 4.32…6.35 mm, mounting on panel<br>By 4 M6 screws, mounting on plate<br>By clips, mounting on 35 mm symmetrical DIN rail |
| **Current Consumption** | 152 mA at 24 V DC<br>58 mA at 3.3 V DC |
| **Mtbf Reliability** | 1353797 H |
| **Net Weight** | 1.02 kg |

## Environment

| | |
|---|---|
| **Ip Degree Of Protection** | IP20 |
| **Ambient Air Temperature For Operation** | -25…70 °C |
| **Relative Humidity** | 5…95 % without condensation |
| **Directives** | 2014/35/EU - low voltage directive<br>2014/30/EU - electromagnetic compatibility<br>2014/34/EU - ATEX directive |
| **Product Certifications** | CE<br>UL<br>CSA<br>RCM<br>EAC<br>Merchant Navy<br>ATEX zone 2/22<br>IECEx zone 2/22 |

Disclaimer: This documentation is not intended as a substitute for and is not to be used for determining suitability or reliability of these products for specific user applications

| | |
|---|---|
| **Standards** | IEC 61131-2<br>IEC 61010-2-201<br>UL 61010-2-201<br>CSA C22.2 No 61010-2-201<br>IACS E10<br>IEC 61000-6-5, interface type 1 and type 2<br>IEC 61850-3, location G<br>IEC 60079-0 |
| **Environmental Characteristic** | Gas resistant class Gx conforming to ISA S71.04<br>Gas resistant class 3C4 conforming to IEC 60721-3-3<br>Dust resistant class 3S4 conforming to IEC 60721-3-3<br>Sand resistant class 3S4 conforming to IEC 60721-3-3<br>Salt resistant level 2 conforming to IEC 68252<br>Mold growth resistant class 3B2 conforming to IEC 60721-3-3<br>Fungal spore resistant class 3B2 conforming to IEC 60721-3-3<br>Hazardous location class I division 2 |
| **Protective Treatment** | Conformal coating |

## Packing Units

| | |
|---|---|
| **Unit Type Of Package 1** | PCE |
| **Number Of Units In Package 1** | 1 |
| **Package 1 Height** | 7.000 cm |
| **Package 1 Width** | 15.500 cm |
| **Package 1 Length** | 46.000 cm |
| **Package 1 Weight** | 1.020 kg |
| **Unit Type Of Package 2** | S04 |
| **Number Of Units In Package 2** | 9 |
| **Package 2 Height** | 30.000 cm |
| **Package 2 Width** | 40.000 cm |
| **Package 2 Length** | 60.000 cm |
| **Package 2 Weight** | 10.000 kg |

## Sustainability

**Green Premium™ label** is Schneider Electric's commitment to delivering products with best-in-class environmental performance. Green Premium promises compliance with the latest regulations, transparency on environmental impacts, as well as circular and low-$CO_2$ products.

**Guide to assessing product sustainability** is a white paper that clarifies global eco-label standards and how to interpret environmental declarations.

Learn more about Green Premium >

Guide to assess a product's sustainability >

Transparency RoHS/REACh

## Well-being performance

Mercury Free

| | |
|---|---|
| Rohs Exemption Information | Yes |

## Certifications & Standards

| | |
|---|---|
| **Reach Regulation** | REACh Declaration |
| **Eu Rohs Directive** | Pro-active compliance (Product out of EU RoHS legal scope) |
| **China Rohs Regulation** | China RoHS declaration |
| **Environmental Disclosure** | Product Environmental Profile |
| **Weee** | The product must be disposed on European Union markets following specific waste collection and never end up in rubbish bins |
| **Circularity Profile** | End of Life Information |

## Dimensions Drawings

### Dimensions

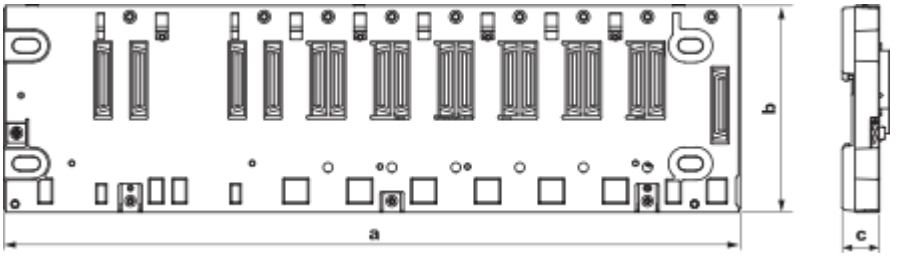


Dimensions in mm

| a | | b | c |
|---|---|---|---|
| Empty Rack | Rack With Extender Module Mounted | | |
| 375.80 | 376.98 | 105.11<br>**NOTE:** Overall height is 134.6 with a CPU mounted. | 19 |

Dimensions in in.

| a | | b | c |
|---|---|---|---|
| Empty Rack | Rack With Extender Module Mounted | | |
| 14.80 | 14.84 | 4.14<br>**NOTE:** Overall height is 5.30 with a CPU mounted. | 0.75 |

## Mounting and Clearance

### Minimum Clearance

**Minimum Clearance of a typical installation in a cabinet with ducts**

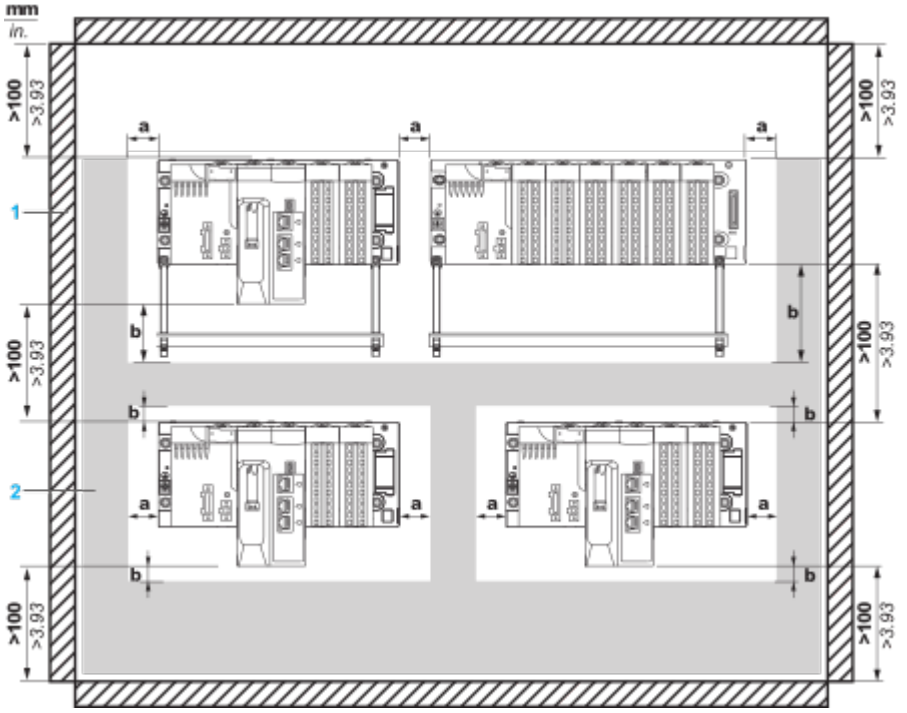


**a** Side clearance: > 40 mm (1.57 in.)
**b** Top and bottom clearance with surrounding objects: > 20 mm (0.79 in.)
**1** Installation or casing
**2** Wiring duct or tray

## Mounting a Rack on a DIN rail

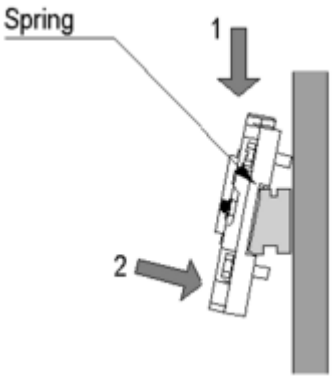

## Mounting and Fastening the Rack on Panels

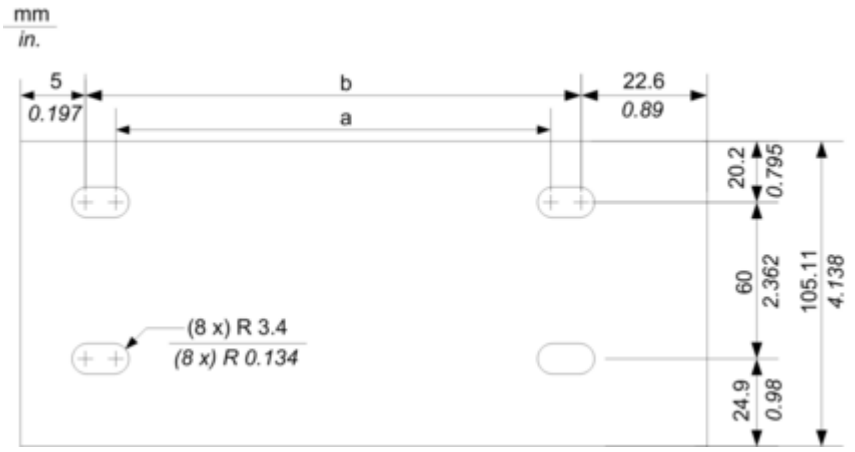


**NOTE:** You can use M4, M5, M6, or UNC #6 screws in the fastening holes.

Dimensions in mm

| a | b |
|---|---|
| 332.5 | 345.2 |

Dimensions in in.

| a | b |
|---|---|
| 13.09 | 13.59 |

## Mounting on Telequick Grid AM1-PA and AM3-PA Mounting Grids

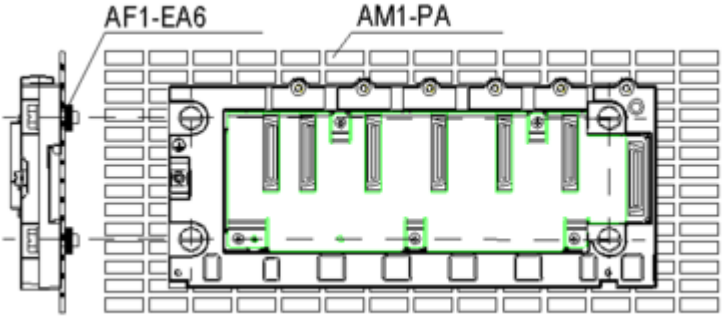


Fasten the rack with four M4, M5, M6 or UNC #6 screws