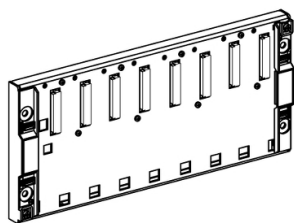


# Product datasheet

Specifications



## Non extendable rack, Modicon premium, for single rack configuration, 8 slots

TSXRKY8

⚠ Discontinued on: Dec 31, 2018 AD

⚠ To be end-of-service on: Dec 31, 2026 AD

⚠ Discontinued - Service only

### Main

Range Of Product	Modicon Premium Automation platform
Product Or Component Type	Non-extendable rack
Product Specific Application	For single rack configuration

### Complementary

Number Of Slots	8
Product Compatibility	I/O module TSXP57 processor Specific application module TSXPSY power supply
Fixing Mode	By 4 M6 screws (panel) By clips (35 mm symmetrical DIN rail)
Marking	CE
Net Weight	1.75 kg

### Environment

Standards	73/23/EEC CSA C22.2 No 213 Class I Division 2 Group B 93/68/EEC 92/31/EEC UL 508 89/336/EEC IEC 61131-2 CSA C22.2 No 213 Class I Division 2 Group D CSA C22.2 No 142 CSA C22.2 No 213 Class I Division 2 Group A CSA C22.2 No 213 Class I Division 2 Group C
Product Certifications	BV LR GL DNV RINA RMRS ABS
Ambient Air Temperature For Operation	0...60 °C
Ambient Air Temperature For Storage	-25...70 °C
Relative Humidity	10...95 % without condensation for operation 5...95 % without condensation for storage
Operating Altitude	0...2000 m
Protective Treatment	TC

Disclaimer: This documentation is not intended as a substitute for and is not to be used for determining suitability or reliability of these products for specific user applications

Ip Degree Of Protection	IP20
Pollution Degree	2

## Packing Units

Unit Type Of Package 1	PCE
Number Of Units In Package 1	1
Package 1 Height	5.0 cm
Package 1 Width	21.0 cm
Package 1 Length	41.5 cm
Package 1 Weight	1.607 kg
Unit Type Of Package 2	S04
Number Of Units In Package 2	6
Package 2 Height	30.0 cm
Package 2 Width	40.0 cm
Package 2 Length	60.0 cm
Package 2 Weight	9.642 kg

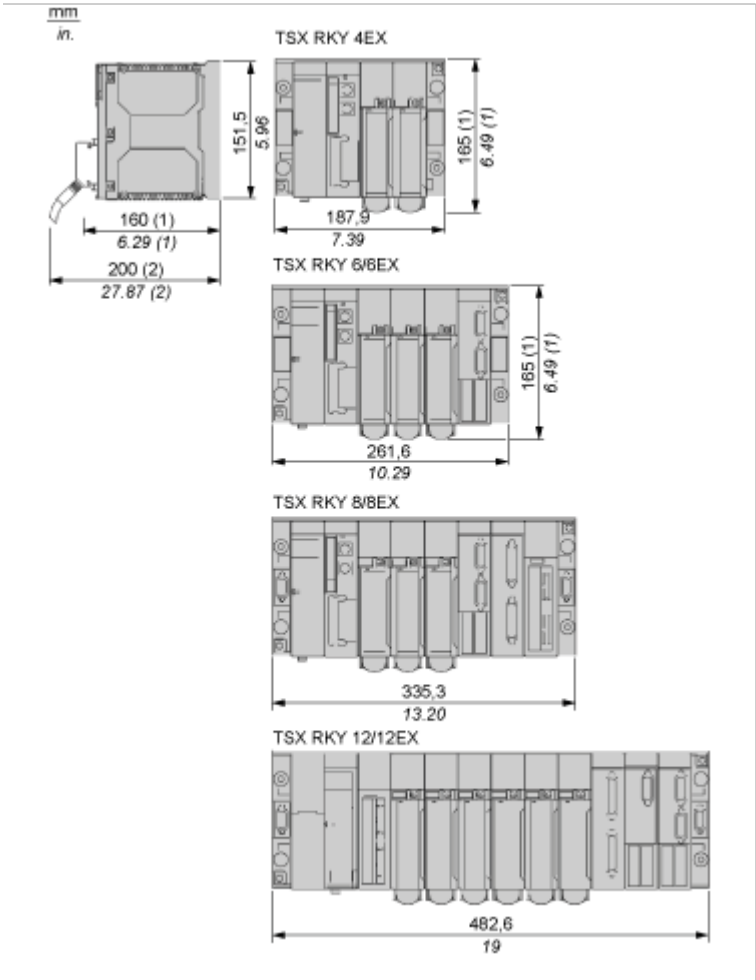
## Contractual warranty

Warranty	18 months
----------	-----------

Dimensions Drawings

Standard and Extendable Racks for Modules Mounting

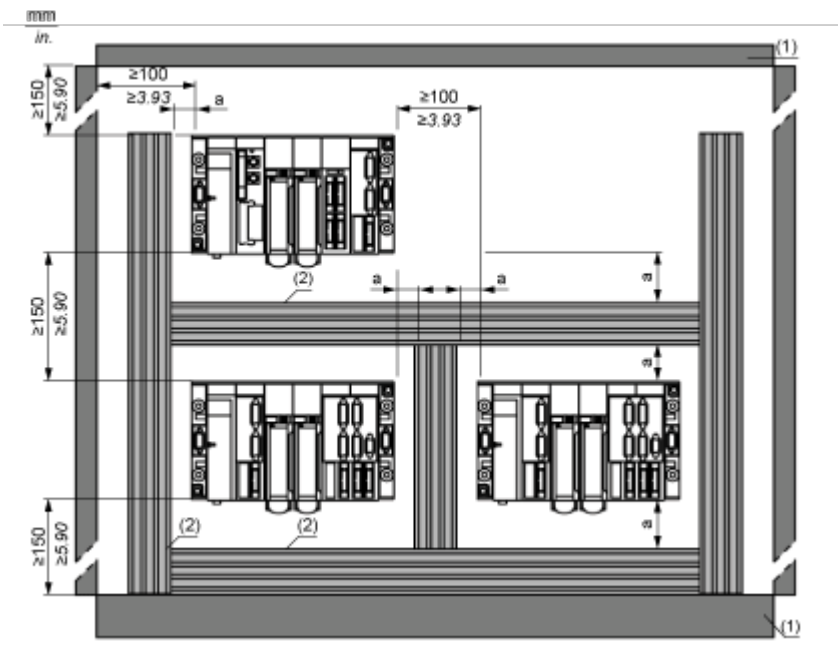
Dimensions of Modules and Racks



- (1) With screw terminal block modules.
- (2) Maximum depth for all types of modules and their associated connectors.

Mounting and Clearance

Racks Installation Rules

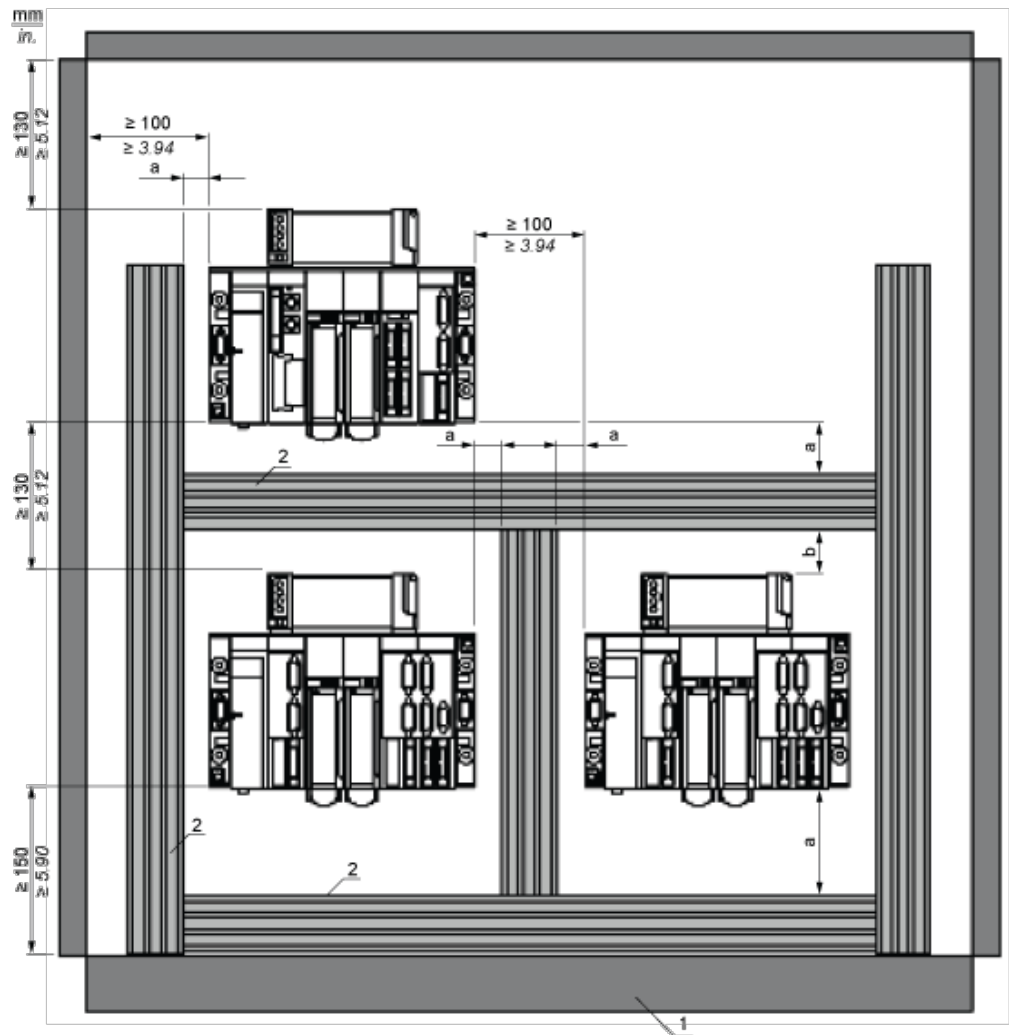


a Greater than or equal to 50 mm / 1.97 in.

(1) Installation or casing

(2) Trough or cable tray

Rules for Installing Racks Fitted with Ventilation Modules

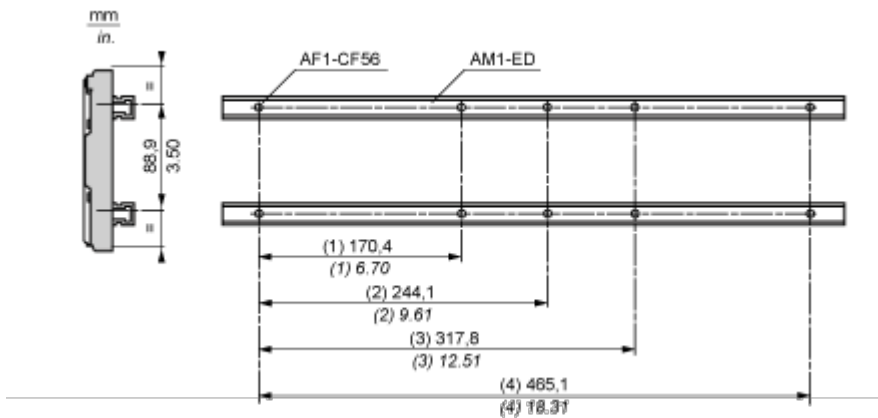


- a 50 mm / 1.97 in.
- b 30 mm / 1.18 in.
- 1 Installation or casing
- 2 Trough or cable tray

Mounting and Fixing Racks

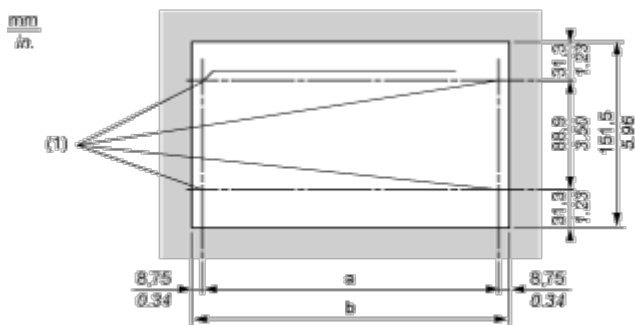
Mounting on a 35 mm/1.38 in. Wide DIN Rail

Fixing with four M6x25 screws + washers and AF1-CF56 ¼ turn sliding nuts.



- (1) TSXRKY4EX
- (2) TSXRKY6 and TSXRK6EX
- (3) TSXRKY8 and TSXRKY8EX
- (4) TSXRKY12 and TSXRKY12EX

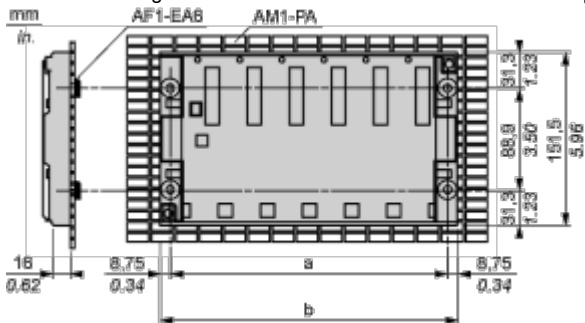
Mounting on a Panel



- (1) 4 holes for M6 fixing screws
- a, b: see table below

Mounting on an AM1-PA Telequick Mounting Grid

Fix the rack using four M6x25 screws + washers and AF1-EA6 clips nuts.



Racks	a in mm	a in in.	b in mm	b in in.
TSXRKY4EX	170.4	6.70	187.9	7.39
TSXRKY6/6EX	244.1	9.61	261.6	10.29

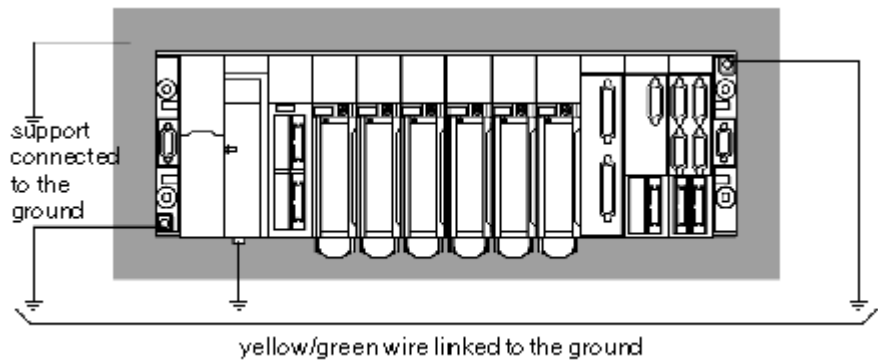
Racks	a in mm	a in in.	b in mm	b in in.
TSXRKY8/8EX	317.8	12.51	335.3	13.20
TSXRKY12/12EX	465.1	18.31	482.6	19

NOTE: Maximum tightening torque for fixing screws: 2.0.N.m.(1.6 Lb.-ft.)

Connections and Schema

Connection to the Ground

Grounding Racks



NOTE: The PLC's internal 0 V is linked to the ground connection, the ground connection itself being linked to ground.