

⚠ Discontinued

Commercial status

Discontinued on: 24 November 2020

End-of-service on: 24 June 2021

ABE7E16SPN20 has not been replaced. Please contact your customer care centre for more information.

Main

Range of product	Modicon ABE7
Product or component type	Passive discrete I/O sub-base
[Us] rated supply voltage	24 V DC for controller side 24 V DC for sensor/controller side
Number of channels	16
Number of terminal per channel	2
Connections - terminals	Screw type terminals, 1 x 0.09...1 x 1.5 mm ² (AWG 28...AWG 16) flexible with cable end Screw type terminals, 1 x 0.14...1 x 2.5 mm ² (AWG 26...AWG 12) solid Screw type terminals, 1 x 0.14...1 x 2.5 mm ² (AWG 26...AWG 14) flexible without cable end Screw type terminals, 2 x 0.09...2 x 0.75 mm ² (AWG 28...AWG 20) flexible with cable end Screw type terminals, 2 x 0.2...2 x 2.5 mm ² (AWG 28...AWG 16) solid
Connector destination	Twido programmable controller

Complementary

Supply voltage limits	19...30 V DC (controller side) conforming to IEC 61131-2 20.4...28.8 V DC (sensor/controller side) conforming to IEC 61131-2
Discrete output number	16
Discrete output logic	Source
Discrete output voltage	24 V
Discrete output voltage type	DC
Product compatibility	TWDDDO32TK TWDDDO16TK
Status LED	1 LED for power ON
Polarity distribution	1 common/16 channels for output
Short-circuit protection	2 A internal fuse, 5 x 20 mm, fast blow (controller side)
Connector type	HE-10
Pin number	20 pins
Fixing mode	By clips, mounting on 35 mm symmetrical DIN rail conforming to IEC 60715 By screws

Maximum supply current	2 A
Switched current	100 mA for output circuit
Maximum current per output common	1.6 A
Voltage drop on power supply fuse	0.3 V
[Ui] rated insulation voltage	2000 V terminals/mounting rails
Overvoltage category	II conforming to IEC 60664-1
Tightening torque	0.6 N.m with flat Ø 3.5 mm screwdriver
Product weight	0.45 kg

Environment

Product certifications	UL CSA
IP degree of protection	IP2x conforming to IEC 60529
Resistance to incandescent wire	750 °C conforming to IEC 60695-2-11
Shock resistance	15 gn for 11 ms conforming to IEC 60068-2-27
Vibration resistance	2 gn (f= 10...150 Hz) conforming to IEC 60068-2-6
Resistance to electrostatic discharge	4 kV (contact) level 3 conforming to IEC 61000-4-2 8 kV (air) level 3 conforming to IEC 61000-4-2
Resistance to radiated fields	10 V/m (80000000...2000000000 Hz) conforming to IEC 61000-4-3 level 3
Resistance to fast transients	2 kV level 3 conforming to IEC 61000-4-4
Ambient air temperature for operation	-5...60 °C conforming to IEC 61131-2
Ambient air temperature for storage	-40...80 °C conforming to IEC 61131-2
Pollution degree	2 conforming to IEC 60664-1

Packing Units

Unit Type of Package 1	PCE
Number of Units in Package 1	1
Package 1 Weight	195 g
Package 1 Height	7 cm
Package 1 width	8.2 cm
Package 1 Length	13.7 cm
Unit Type of Package 2	S03
Number of Units in Package 2	16
Package 2 Weight	3.836 kg
Package 2 Height	30 cm
Package 2 width	30 cm
Package 2 Length	40 cm

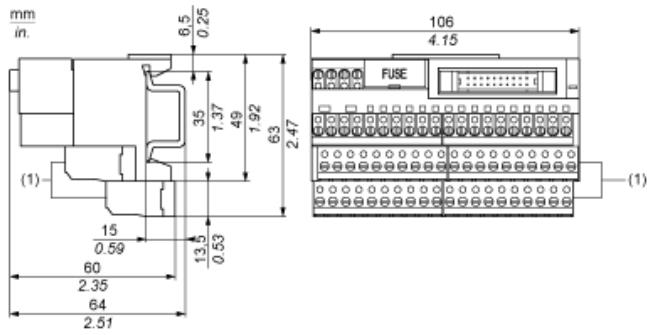
Offer Sustainability

Sustainable offer status	Green Premium product
REACH Regulation	REACH Declaration
EU RoHS Directive	Pro-active compliance (Product out of EU RoHS legal scope) EU RoHS Declaration
Mercury free	Yes
RoHS exemption information	Yes
China RoHS Regulation	China RoHS declaration
Environmental Disclosure	Product Environmental Profile
Circularity Profile	End of Life Information
WEEE	The product must be disposed on European Union markets following specific waste collection and never end up in rubbish bins

Contractual warranty

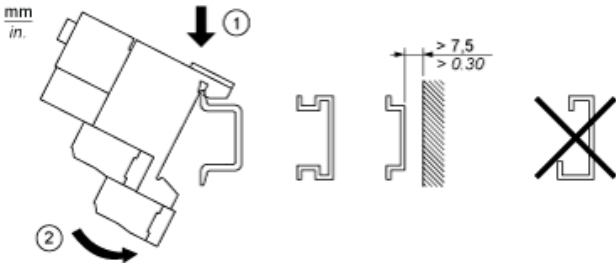
Warranty	18 months
----------	-----------

Dimensions

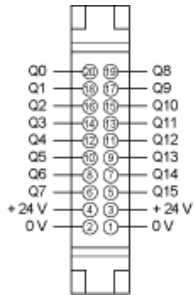


(1) ABE7BV10 / BV20 / BV20TB

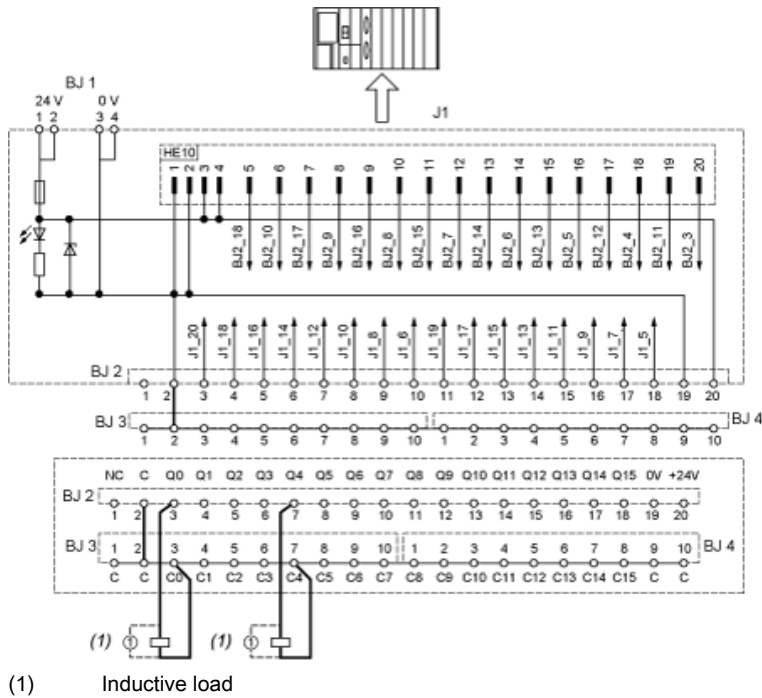
Mounting



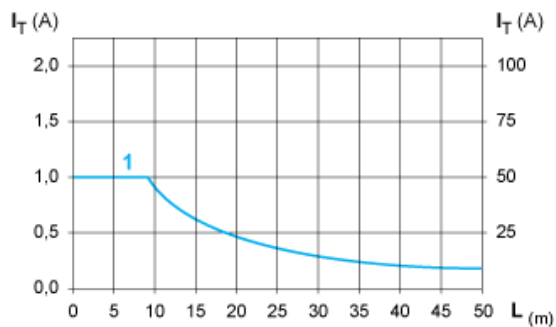
HE10 16 Channels



Wiring Diagram



Curves for Determining Cable Type and Length According to the Current



- L Cable length
- I_T Total current per sub base (A)
- I_A Average current per channel (mA)
- (1) Cables ABFT2••••• c.s.a. 0.08 mm² (AWG 28)

The curves are given for a voltage drop of 1 V in the cable. For n volts tolerance, multiply the length determined from the graph by n.