

Product datasheet

Specifications



passive connection sub-base ABE7 - 16 type 2 inputs - Led

Local distributor code: 402702812 ABE7H16R23

Main

Range of product	Modicon ABE7
Product or component type	Passive discrete I/O sub-base
Sub-base type	Type 2 input sub-base
[Us] rated supply voltage	19...30 V conforming to IEC 61131-2
Number of channels	16
Number of terminal per channel	2
Connections - terminals	Screw type terminals, 1 x 0.09...1 x 1.5 mm ² (AWG 28...AWG 16) flexible with cable end Screw type terminals, 1 x 0.14...1 x 2.5 mm ² (AWG 26...AWG 12) solid Screw type terminals, 1 x 0.14...1 x 2.5 mm ² (AWG 26...AWG 14) flexible without cable end Screw type terminals, 2 x 0.09...2 x 0.75 mm ² (AWG 28...AWG 20) flexible with cable end Screw type terminals, 2 x 0.2...2 x 2.5 mm ² (AWG 24...AWG 14) solid

Complementary

Supply voltage type	DC
Number of horizontal rows	2
Status LED	1 LED per channel (green)channel status 1 LED (green)power ON
Polarity distribution	0 V or 24 V
Short-circuit protection	2 A internal fuse, 5 x 20 mm, fast blow (PLC end)
Connector type	HE-10
Pin number	20 pins
Fixing mode	By clips (35 mm symmetrical DIN rail) By screws (solid plate with fixing kit)
Maximum supply current	1.8 A
Current per channel	0.5 A
Maximum current per output common	1.8 A
Voltage drop on power supply fuse	0.3 V
[Ui] rated insulation voltage	2000 V
Installation category	II conforming to IEC 60664-1
Tightening torque	0.6 N.m with flat Ø 3.5 mm screwdriver
Width	125 mm

Net weight	0.32 kg
Environment	
Product certifications	CSA DNV BV UL LROS (Lloyds register of shipping) GL EAC
IP degree of protection	IP2x conforming to IEC 60529
Resistance to incandescent wire	750 °C conforming to IEC 60695-2-11
Shock resistance	15 gn for 11 ms conforming to IEC 60068-2-27
Vibration resistance	2 gn (f= 10...150 Hz) conforming to IEC 60068-2-6
Resistance to electrostatic discharge	4 kV (contact) level 3 conforming to IEC 61000-4-2 8 kV (air) level 3 conforming to IEC 61000-4-2
Resistance to radiated fields	10 V/m (26000000...1000000000 Hz) conforming to IEC 61000-4-3 level 3
Resistance to fast transients	2 kV level 3 conforming to IEC 61000-4-4
Ambient air temperature for operation	-5...60 °C conforming to IEC 61131-2
Ambient air temperature for storage	-40...80 °C conforming to IEC 61131-2
Pollution degree	2 conforming to IEC 60664-1

Packing Units

Unit Type of Package 1	PCE
Number of Units in Package 1	1
Package 1 Weight	308 g
Package 1 Height	7.1 cm
Package 1 width	8.2 cm
Package 1 Length	13.7 cm
Unit Type of Package 2	S02
Number of Units in Package 2	9
Package 2 Weight	3.126 kg
Package 2 Height	15 cm
Package 2 width	30 cm
Package 2 Length	40 cm

Offer Sustainability

Sustainable offer status	Green Premium product
REACH Regulation	REACH Declaration
REACH free of SVHC	Yes
EU RoHS Directive	Pro-active compliance (Product out of EU RoHS legal scope) EU RoHS Declaration
Mercury free	Yes
RoHS exemption information	Yes
China RoHS Regulation	China RoHS declaration
Environmental Disclosure	Product Environmental Profile

WEEE

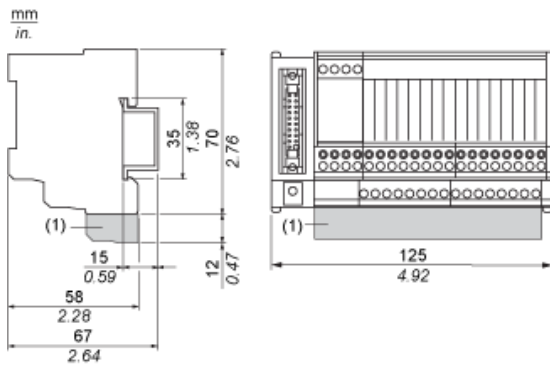
The product must be disposed on European Union markets following specific waste collection and never end up in rubbish bins

Contractual warranty

Warranty

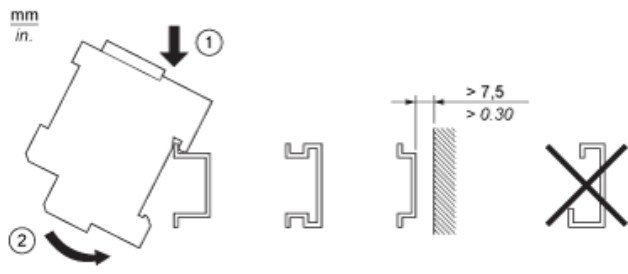
18 months

Dimensions

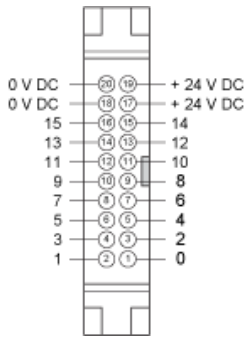


(1) ABE7BV20 / ABE7BV20E

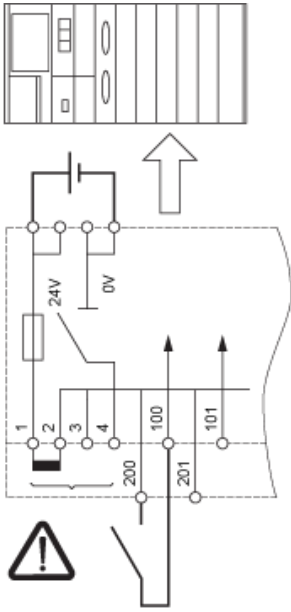
Mounting



HE10 16 Channels



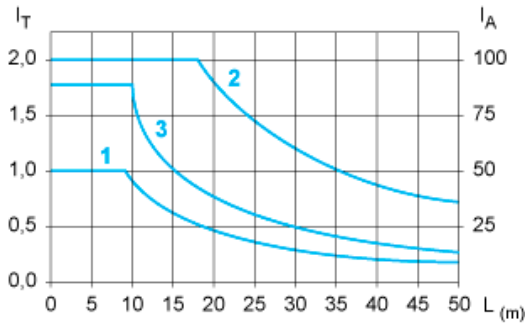
Wiring Diagram



(1) Inductive load

Curves for Determining Cable Type and Length According to the Current

16-channel Sub-base



- L Cable length
- I_T Total current per sub base (A)
- I_A Average current per channel (mA)
- (1) TSXCDP••2 and ABFH20H••0 cables with c.s.a. 0.08 mm² (AWG 28).
- (2) TSXCDP••3 cables with c.s.a. 0.34 mm² (AWG 22).
- (3) Cables with c.s.a. 0.13 mm² (AWG 26).

The curves are given for a voltage drop of 1 V in the cable. For n volts tolerance, multiply the length determined from the graph by n.