

ABE7R16T230

Sub-base with plug-in electromechanical relay
ABE7 - 16 channels - relay 10 mm

TSI Code : 402703594



Main

Range of product	Modicon ABE7
Product or component type	Sub-base with plug-in electromechanical relay
Sub-base type	Output sub-base
[Us] rated supply voltage	19...30 V conforming to IEC 61131-2
Number of channels	16

Complementary

Supply voltage type	DC
Product compatibility	ABR7S23
Contacts type and composition	1 C/O
Status LED	1 LED per channel (green)channel status 1 LED (green)power ON
Polarity distribution	Volt-free
Short-circuit protection	1 A internal fuse, 5 x 20 mm, fast blow (PLC end)
Fixing mode	By clips (35 mm symmetrical DIN rail) By screws (solid plate with fixing kit)
Maximum supply current	1 A
Voltage drop on power supply fuse	0.3 V
[Ui] rated insulation voltage	2000 V terminals/mounting rails 300 V coil circuit/contact circuits conforming to IEC 60947-1
[Uimp] rated impulse withstand voltage	2.5 kV
Installation category	II conforming to IEC 60664-1
Tightening torque	0.6 N.m with flat Ø 3.5 mm screwdriver
Product weight	0.775 kg

Environment

Product certifications	UL BV GL DNV LROS (Lloyds register of shipping) CSA EAC
IP degree of protection	IP2x conforming to IEC 60529
Resistance to incandescent wire	750 °C conforming to IEC 60695-2-11
Shock resistance	15 gn for 11 ms conforming to IEC 60068-2-27
Vibration resistance	2 gn (f= 10...150 Hz) conforming to IEC 60068-2-6
Resistance to electrostatic discharge	4 kV (contact) level 3 conforming to IEC 61000-4-2 8 kV (air) level 3 conforming to IEC 61000-4-2
Resistance to radiated fields	10 V/m (26000000...1000000000 Hz) conforming to IEC 61000-4-3 level 3
Resistance to fast transients	2 kV level 3 conforming to IEC 61000-4-4
Ambient air temperature for operation	-5...60 °C conforming to IEC 61131-2
Ambient air temperature for storage	-40...80 °C conforming to IEC 61131-2
Pollution degree	2 conforming to IEC 60664-1

Packing Units

Unit Type of Package 1	PCE
Number of Units in Package 1	1
Package 1 Weight	753 g
Package 1 Height	7.7 cm
Package 1 width	9.5 cm
Package 1 Length	22 cm
Unit Type of Package 2	S03
Number of Units in Package 2	12
Package 2 Weight	9.57 kg
Package 2 Height	30 cm
Package 2 width	30 cm
Package 2 Length	40 cm

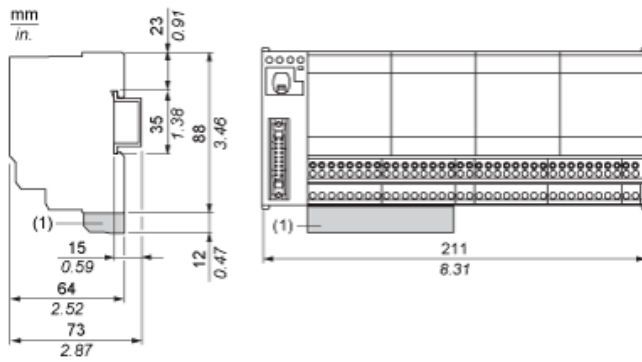
Offer Sustainability

Sustainable offer status	Green Premium product
REACH Regulation	REACH Declaration
REACH free of SVHC	Yes
EU RoHS Directive	Pro-active compliance (Product out of EU RoHS legal scope) EU RoHS Declaration
Mercury free	Yes
RoHS exemption information	Yes
China RoHS Regulation	China RoHS declaration
Environmental Disclosure	Product Environmental Profile
Circularity Profile	End of Life Information
WEEE	The product must be disposed on European Union markets following specific waste collection and never end up in rubbish bins

Contractual warranty

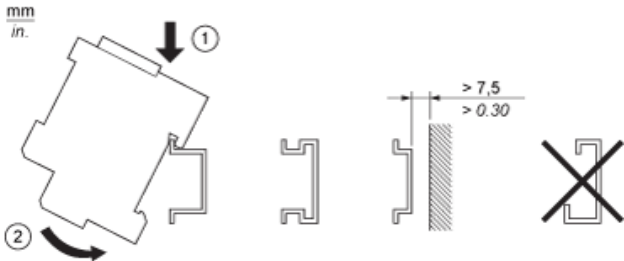
Warranty	18 months
----------	-----------

Dimensions

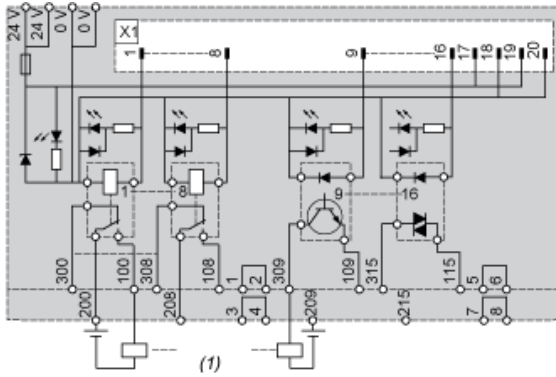


(1) ABE7BV10 / BV20, ABE7BV10E / BV20E

Mounting



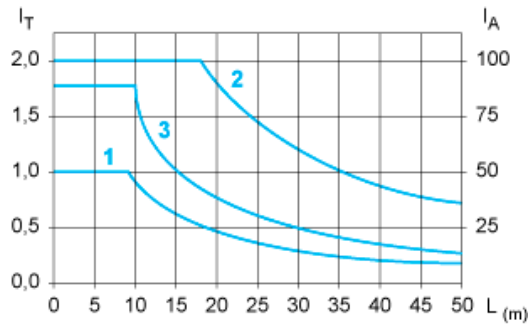
Wiring Diagram



(1) 16 channels

Curves for Determining Cable Type and Length According to the Current

16-channel Sub-base



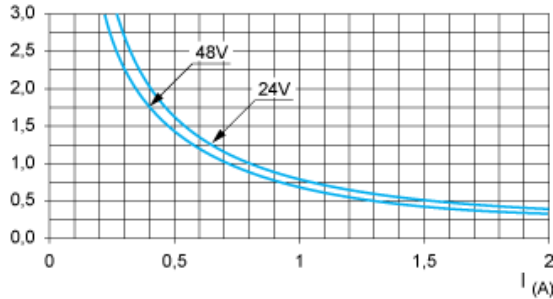
- L Cable length
 I_T Total current per sub base (A)
 I_A Average current per channel (mA)
 (1) TSXCDP**2 and ABFH20H**0 cables with c.s.a. 0.08 mm^2 (AWG 28).
 (2) TSXCDP**3 cables with c.s.a. 0.34 mm^2 (AWG 22).
 (3) Cables with c.s.a. 0.13 mm^2 (AWG 26).

The curves are given for a voltage drop of 1 V in the cable. For n volts tolerance, multiply the length determined from the graph by n.

Electrical Durability (in Millions of Operating Cycles) Conforming to IEC 60947-5-1

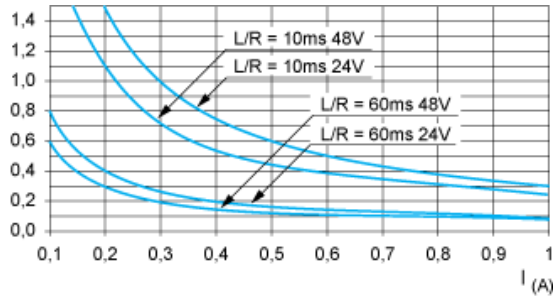
DC Loads

DC12 curves



DC12 control of resistive loads and of solid state loads isolated by optocoupler, $I/R \leq 1$ ms.

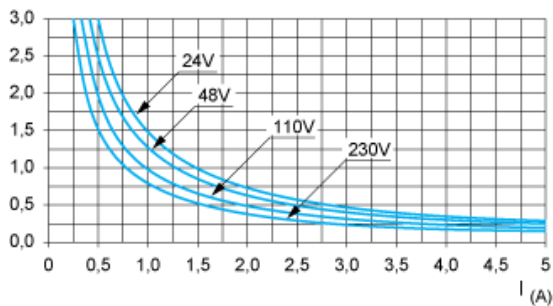
DC13 curves



DC13 switching electromagnets, $L/R \leq 2 \times (U_e \times I_e)$ in ms, U_e : rated operational voltage, I_e : rated operational current (with a protective diode on the load, I_e).

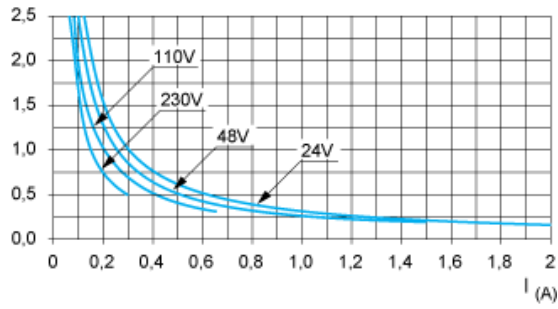
AC Loads

AC12 curves



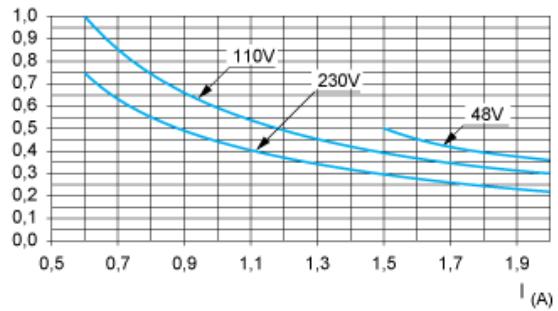
AC12 control of resistive loads and of solid state loads isolated by optocoupler, $\cos \phi \geq 0.9$.

AC14 curves



AC14 control of small electromagnetic loads ≤ 72 VA, make: $\cos \phi = 0.3$, break: $\cos \phi = 0.3$.

AC15 curves



AC15 control of electromagnetic loads > 72 VA, make: $\cos \phi = 0.7$, break: $\cos \phi = 0.4$.