



Main

Range of product	Advantys Telefast ABE7
Product or component type	Plug-in electromechanical relay
Control circuit type	DC
Quantity per set	Set of 4

Complementary

Width pitch dimension	10 mm
Product compatibility	ABE7P16T215 ABE7P16T230 ABE7P16T212 ABE7R16T231 ABE7P16T214 ABE7P16T230E ABE7R16T230 ABE7P16T210
[Uc] control circuit voltage	24 V
[Ith] conventional free air thermal current	5 A
Contacts type and composition	1 C/O
Threshold tripping voltage	19.7 V at 40 °C
Drop-out voltage	2.4 V at 20 °C
Drop-out current	1 mA at 20 °C
Maximum power dissipation per pole	0.36 W
Associated fuse rating	1 A, fast blow
Maximum switching voltage	130 V DC conforming to IEC 60947-5-1 250 V AC 50/60 Hz conforming to IEC 60947-5-1
Electrical durability	500000 cycles, maximum switching current: 1200 mA at 230 V AC-12 500000 cycles, maximum switching current: 1200 mA at 24 V DC-12 500000 cycles, maximum switching current: 450 mA at 24 V DC-13 10 ms 500000 cycles, maximum switching current: 700 mA at 230 V AC-15
Minimum switching current	10 mA at ≥ 5 V
Electrical reliability	1e-008
Operating rate in Hz	10 Hz no load 0.5 Hz at Ie

Disclaimer: This documentation is not intended as a substitute for and is not to be used for determining suitability or reliability of these products for specific user applications

Mechanical durability	20000000 cycles
[Uimp] rated impulse withstand voltage	IEC 60947-1 2.5 kV
Net weight	0.01 kg 0.008 kg

Environment

Max immunity to microbreaks	5 ms
Dielectric strength	2000 V conforming to IEC 60947-1

Packing Units

Package 1 Weight	0.009 kg
Package 1 Height	0.350 dm
Package 1 width	0.600 dm
Package 1 Length	0.450 dm

Offer Sustainability

REACH Regulation	REACH Declaration
REACH free of SVHC	Yes
EU RoHS Directive	Pro-active compliance (Product out of EU RoHS legal scope) EU RoHS Declaration
Toxic heavy metal free	Yes
Mercury free	Yes
RoHS exemption information	Yes
China RoHS Regulation	China RoHS declaration
PVC free	Yes

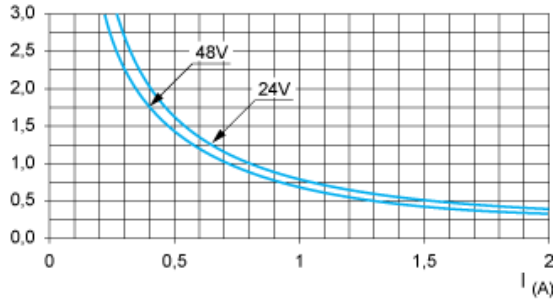
Contractual warranty

Warranty	18 months
----------	-----------

Electrical Durability (in Millions of Operating Cycles) Conforming to IEC 60947-5-1

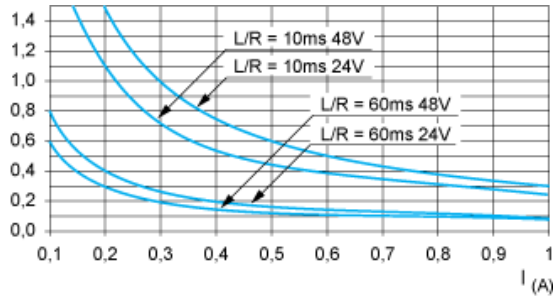
DC Loads

DC12 curves



DC12 control of resistive loads and of solid state loads isolated by optocoupler, $I/R \leq 1$ ms.

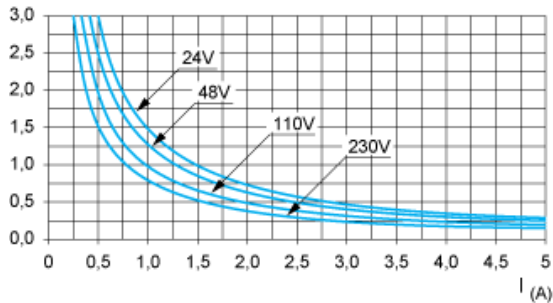
DC13 curves



DC13 switching electromagnets, $L/R \leq 2 \times (U_e \times I_e)$ in ms, U_e : rated operational voltage, I_e : rated operational current (with a protective diode on the load, D

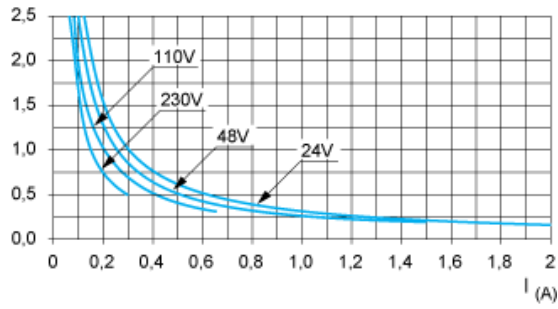
AC Loads

AC12 curves



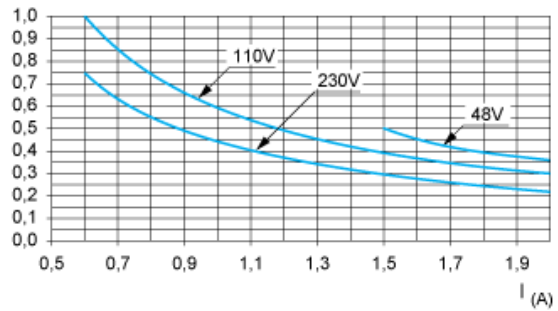
AC12 control of resistive loads and of solid state loads isolated by optocoupler, $\cos \phi \geq 0.9$.

AC14 curves



AC14 control of small electromagnetic loads ≤ 72 VA, make: $\cos \phi = 0.3$, break: $\cos \phi = 0.3$.

AC15 curves



AC15 control of electromagnetic loads > 72 VA, make: $\cos \phi = 0.7$, break: $\cos \phi = 0.4$.