

# Product datasheet

Specifications



## processor module M340 - max 1024 discrete + 256 analog I/O - Modbus

Local distributor code:

393602571

BMXP342000

EAN Code: 3595863999266

### Main

Range Of Product	Modicon M340 automation platform
Product Or Component Type	Processor module
Number Of Racks	1
Number Of Slots	11
Discrete I/O Processor Capacity	1024 I/O single-rack configuration
Analogue I/O Processor Capacity	256 I/O multi-rack configuration 66 I/O single-rack configuration
Number Of Application Specific Channel	36
Monitoring	Diagnostic counters Modbus Event counters Modbus

### Complementary

Control Channels	Programmable loops
Integrated Connection Type	Non isolated serial link RJ45 character mode, transmission mode: asynchronous in baseband, RS232C, transmission mode: 2 twisted shielded pairs at 0.3...19.2 kbit/s full duplex Non isolated serial link RJ45 character mode, transmission mode: asynchronous in baseband, RS485, transmission mode: 1 twisted shielded pair at 0.3...19.2 kbit/s half duplex Non isolated serial link RJ45, master/slave Modbus, RTU/ASCII, transmission mode: asynchronous in baseband, RS232C, transmission mode: 1 twisted shielded pair at 0.3...19.2 kbit/s half duplex Non isolated serial link RJ45, master/slave Modbus, RTU/ASCII, transmission mode: asynchronous in baseband, RS485, transmission mode: 1 twisted shielded pair at 0.3...19.2 kbit/s half duplex USB port at 12 Mbit/s
Communication Module Processor Capacity	2 Ethernet communication module 4 AS-Interface module
Number Of Devices Per Segment	0...32 (character mode) 0...32 (Modbus)
Number Of Devices	2 point-to-point character mode 2 point-to-point Modbus
Bus Length	0...10 m serial link non isolated character mode segment 0...10 m serial link non isolated Modbus segment 0...1000 m serial link isolated character mode segment 0...1000 m serial link isolated Modbus segment 0...15 m character mode point-to-point 0...15 m Modbus point-to-point
Maximum Tap Links Length	<15 m serial link non isolated character mode segment <15 m serial link non isolated Modbus segment <40 m serial link isolated character mode segment <40 m serial link isolated Modbus segment
Number Of Addresses	0...248 for character mode 0...248 for Modbus

Disclaimer: This documentation is not intended as a substitute for and is not to be used for determining suitability or reliability of these products for specific user applications

Requests	1 K data bytes per request character mode 252 data bytes per RTU request Modbus 504 data bytes per ASCII request Modbus
Control Parameter	One CRC on each frame (RTU) Modbus One LRC on each frame (ASCII) character mode One LRC on each frame (ASCII) Modbus
Memory Description	Internal RAM 4096 kB Internal RAM 256 kB data Internal RAM 3584 kB program constants and symbols Supplied memory card (BMXRMS008MP) backup of programs, constants, symbols and data
Maximum Size Of Object Areas	128 kB unlocated internal data 16250 %Mi located internal bits 32464 %MWi internal words located internal data 32760 %KWi constant words located internal data
Default Size Of Object Areas	128 %KWi constant words located internal data 256 %Mi located internal bits 512 %MWi internal words located internal data
Application Structure	1 cyclic/periodic master task 1 periodic fast task No auxiliary task 32 event tasks
Execution Time Per Instruction	0.18 µs Boolean 0.26 µs double-length words 0.38 µs single-length words 1.74 µs floating points
Number Of Instructions Per Ms	4.2 Kinst/ms 65 % Boolean + 35 % fixed arithmetic 5.4 Kinst/ms 100 % Boolean
System Overhead	0.2 ms for fast task 1.05 ms for master task
Current Consumption	72 mA at 24 V DC
Supply	Internal power supply via rack
Marking	CE
Status Led	1 LED (green) processor running (RUN) 1 LED (red) I/O module fault (I/O) 1 LED (red) memory card fault (CARD ERR) 1 LED (red) processor or system fault (ERR) 1 LED (yellow) activity on Modbus (SER COM)
Net Weight	0.2 kg

## Environment

Ambient Air Temperature For Operation	0...60 °C
Relative Humidity	10...95 % without condensation
Ip Degree Of Protection	IP20
Protective Treatment	TC
Directives	2014/35/EU - low voltage directive 2014/30/EU - electromagnetic compatibility
Product Certifications	CE UL CSA RCM EAC Merchant Navy

Standards	EN 61131-2
	EN/IEC 61010-2-201
	UL 61010-2-201
	CSA C22.2 No 61010-2-201
	IACS E10
	EN/IEC 61000-6-5, interface type 1 and type 2
	EN/IEC 61850-3, location G
Environmental Characteristic	Hazardous location class I division 2

## Packing Units

Unit Type Of Package 1	PCE
Number Of Units In Package 1	1
Package 1 Height	5.5 cm
Package 1 Width	11.0 cm
Package 1 Length	11.5 cm
Package 1 Weight	240.0 g
Unit Type Of Package 2	S02
Number Of Units In Package 2	15
Package 2 Height	15.0 cm
Package 2 Width	30.0 cm
Package 2 Length	40.0 cm
Package 2 Weight	3.915 kg

## Contractual warranty

Warranty	18 months
----------	-----------

## Sustainability



**Green Premium™ label** is Schneider Electric's commitment to delivering products with best-in-class environmental performance. Green Premium promises compliance with the latest regulations, transparency on environmental impacts, as well as circular and low-CO<sub>2</sub> products.

**Guide to assessing product sustainability** is a white paper that clarifies global eco-label standards and how to interpret environmental declarations.

[Learn more about Green Premium >](#)

[Guide to assess a product's sustainability >](#)

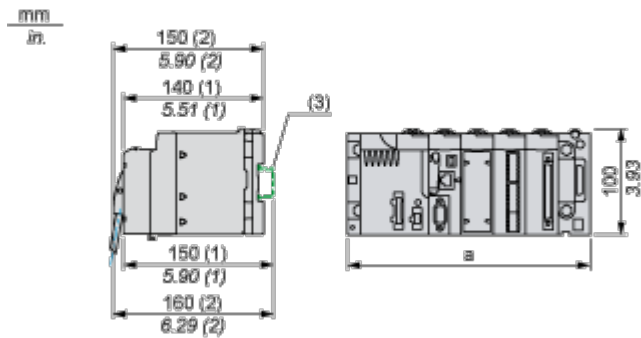
## Well-being performance

 Mercury Free	
 Rohs Exemption Information	<a href="#">Yes</a>
Reach Regulation	<a href="#">REACH Declaration</a>
Eu Rohs Directive	Pro-active compliance (Product out of EU RoHS legal scope)
China Rohs Regulation	<a href="#">China RoHS declaration</a>
Weee	The product must be disposed on European Union markets following specific waste collection and never end up in rubbish bins

Dimensions Drawings

Modules Mounted on Racks

Dimensions



- (1) With removable terminal block (cage, screw or spring).
- (2) With FCN connector.
- (3) On AM1 ED rail: 35 mm wide, 15 mm deep. Only possible with BMXXBP0400/0400H/0600/0600H/0800/0800H rack.

Rack references	a in mm	a in in.
BMXXBP0400 and BMXXBP0400H	242.4	09.54
BMXXBP0600 and BMXXBP0600H	307.6	12.11
BMXXBP0800 and BMXXBP0800H	372.8	14.68
BMXXBP1200 and BMXXBP1200H	503.2	19.81