# Product datasheet

Specifications

Green Premium™

## Motor circuit breaker, TeSys GV2, 3P, 6-10 A, thermal magnetic, screw clamp terminals

Local distributor code:

386284951 GV2RT14

**EAN Code: 3389110520675**

## Main

| | |
|---|---|
| **Range** | TeSys Deca |
| **Product Name** | TeSys GV2<br>TeSys Deca |
| **Product Or Component Type** | Motor circuit breaker |
| **Device Short Name** | GV2RT |
| **Device Application** | Motor protection<br>Motor |
| **Trip Unit Technology** | Thermal-magnetic |

## Complementary

| | |
|---|---|
| **Poles Description** | 3P |
| **Network Type** | AC |
| **Utilisation Category** | Category A conforming to IEC 60947-2<br>AC-3 conforming to IEC 60947-4-1<br>AC-3e conforming to IEC 60947-4-1 |
| **Network Frequency** | 50/60 Hz conforming to IEC 60947-4-1 |
| **Fixing Mode** | 35 mm symmetrical DIN rail: clipped<br>Panel: screwed (with adaptor plate) |
| **Motor Power Kw** | 1.5 kW at 220/230 V AC 50/60 Hz motor protection high peak current<br>2.2 kW at 220/230 V AC 50/60 Hz motor protection high peak current<br>3 kW at 400/415 V AC 50/60 Hz motor protection high peak current<br>4 kW at 400/415 V AC 50/60 Hz motor protection high peak current<br>4 kW at 440 V AC 50/60 Hz motor protection high peak current<br>4 kW at 500 V AC 50/60 Hz motor protection high peak current<br>5.5 kW at 500 V AC 50/60 Hz motor protection high peak current<br>5.5 kW at 690 V AC 50/60 Hz motor protection high peak current<br>7.5 kW at 690 V AC 50/60 Hz motor protection high peak current<br>2.5 kW at 230/240 V AC 50/60 Hz transformer protection<br>4 kW at 400/415 V AC 50/60 Hz transformer protection<br>5 kW at 400/415 V AC 50/60 Hz transformer protection<br>5 kW at 440 V AC 50/60 Hz transformer protection<br>5 kW at 500 V AC 50/60 Hz transformer protection<br>6.3 kW at 500 V AC 50/60 Hz transformer protection |
| **Breaking Capacity** | 100 kA Icu at 220/230 V AC 50/60 Hz conforming to IEC 60947-2<br>100 kA Icu at 400/415 V AC 50/60 Hz conforming to IEC 60947-2<br>15 kA Icu at 440 V AC 50/60 Hz conforming to IEC 60947-2<br>10 kA Icu at 500 V AC 50/60 Hz conforming to IEC 60947-2<br>3 kA Icu at 690 V AC 50/60 Hz conforming to IEC 60947-2 |
| **Control Type** | Toggle |
| **[In] Rated Current** | 10 A |
| **Thermal Protection Adjustment Range** | 6…10 A conforming to IEC 60947-4-1 |
| **Magnetic Tripping Current** | 200 A |

Disclaimer: This documentation is not intended as a substitute for and is not to be used for determining suitability or reliability of these products for specific user applications

| | |
|---|---|
| **[Ith] Conventional Free Air Thermal Current** | 10 A conforming to IEC 60947-4-1 |
| **[Ue] Rated Operational Voltage** | 690 V AC 50/60 Hz conforming to IEC 60947-2 |
| **[Ui] Rated Insulation Voltage** | 690 V AC 50/60 Hz conforming to IEC 60947-2 |
| **[Uimp] Rated Impulse Withstand Voltage** | 6 kV conforming to IEC 60947-2 |
| **Suitability For Isolation** | Yes conforming to IEC 60947-1 § 7-1-6 |
| **Power Dissipation Per Pole** | 2.5 W |
| **Mechanical Durability** | 100000 cycles |
| **Electrical Durability** | 100000 cycles for AC-3 at 415 V In<br>100000 cycles for AC-3e at 415 V In |
| **Rated Duty** | Continuous conforming to IEC 60947-4-1 |
| **Tightening Torque** | 1.7 N.m - on screw clamp terminal |
| **Width** | 45 mm |
| **Height** | 89 mm |
| **Depth** | 78.5 mm |

## Environment

| | |
|---|---|
| **Standards** | EN/IEC 60947-2<br>EN/IEC 60947-4-1 |
| **Product Certifications** | CCC<br>UL<br>CSA<br>EAC<br>LROS (Lloyds register of shipping)<br>BV<br>UKCA |
| **Ik Degree Of Protection** | IK04 |
| **Ip Degree Of Protection** | IP20 conforming to IEC 60529 |
| **Climatic Withstand** | conforming to IACS E10 |
| **Ambient Air Temperature For Storage** | -40…80 °C |
| **Fire Resistance** | 960 °C conforming to IEC 60695-2-11 |
| **Ambient Air Temperature For Operation** | -20…60 °C |
| **Mechanical Robustness** | Shocks: 30 Gn for 11 ms<br>Vibrations: 5 Gn, 5...150 Hz |
| **Operating Altitude** | 2000 m |

## Packing Units

| | |
|---|---|
| **Unit Type Of Package 1** | PCE |
| **Number Of Units In Package 1** | 1 |
| **Package 1 Height** | 4.7 cm |
| **Package 1 Width** | 9.5 cm |
| **Package 1 Length** | 8.5 cm |
| **Package 1 Weight** | 278 g |
| **Unit Type Of Package 2** | S02 |
| **Number Of Units In Package 2** | 24 |
| **Package 2 Height** | 15 cm |

| | |
|---|---|
| **Package 2 Width** | 30 cm |
| **Package 2 Length** | 40 cm |
| **Package 2 Weight** | 6.953 kg |
| **Unit Type Of Package 3** | P06 |
| **Number Of Units In Package 3** | 288 |
| **Package 3 Height** | 75 cm |
| **Package 3 Width** | 60 cm |
| **Package 3 Length** | 80 cm |
| **Package 3 Weight** | 92.872 kg |

## Contractual warranty

| | |
|---|---|
| **Warranty** | 18 months |

## Sustainability

**Green Premium™ label** is Schneider Electric's commitment to delivering products with best-in-class environmental performance. Green Premium promises compliance with the latest regulations, transparency on environmental impacts, as well as circular and low-$CO_2$ products.

**Guide to assessing product sustainability** is a white paper that clarifies global eco-label standards and how to interpret environmental declarations.

Learn more about Green Premium >

Guide to assess a product's sustainability >

Transparency RoHS/REACh

## Well-being performance

Mercury Free

| | |
|---|---|
| Rohs Exemption Information | Yes |

## Certifications & Standards

| | |
|---|---|
| **Reach Regulation** | REACh Declaration |
| **Eu Rohs Directive** | Compliant with Exemptions |
| **China Rohs Regulation** | China RoHS declaration<br>Product out of China RoHS scope. Substance declaration for your information |
| **Environmental Disclosure** | Product Environmental Profile |
| **Weee** | The product must be disposed on European Union markets following specific waste collection and never end up in rubbish bins |
| **Circularity Profile** | End of Life Information |

## Dimensions Drawings

### GV2RT

**Dimensions**

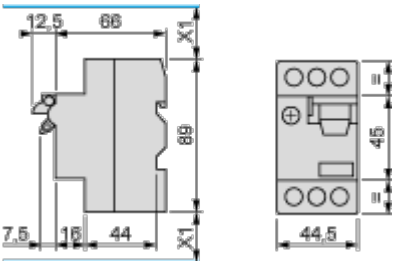


X1: Electrical clearance = 40 mm for Ue < 690 V

**Mounting**

Mounting of external operator GV2AP03

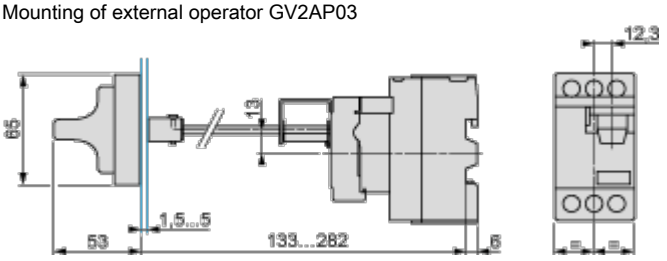


On 35 mm rail

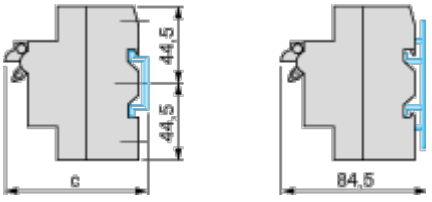


c = 80 on AM1 DP200 (35 x 7.5)
c = 88 on AM1 DE200, ED200 (35 x 15)

On panel with adapter plate GV2AF02

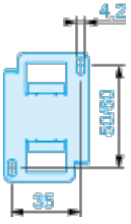


On pre-slotted plate AM1 PA

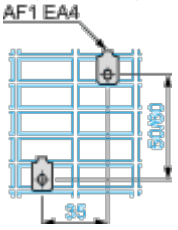


On rails DZ5 MB

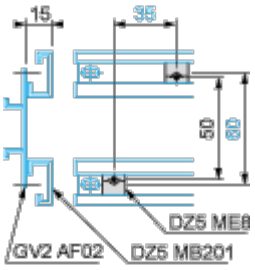
15
35
50
80
DZ5 ME8
GV2 AF02
DZ5 MB201

## Connections and Schema
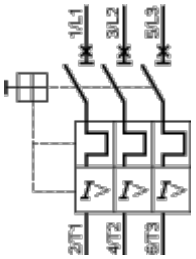
**GV2ME•• and GV2RT**