

Product datasheet

Specifications



touch panel screen 3"4 monochrome G/O/R

HMISTO511

! Discontinued on: 27 Dec 2019

! To be end-of-service on: 31 Dec 2025

! Discontinued

EAN Code: 3595864089690

Main

Range Of Product	Harmony STO & STU
Product Or Component Type	Touch panel screen
Software Designation	Vijeo Designer
Operating System	Harmony
Processor Name	CPU RISC

Complementary

Display Size	3.4 inch
Display Type	Backlit monochrome STN LCD
Background Colour	Green, orange and red
Display Resolution	200 x 80 pixels
Touch Panel	Analogue
Backlight Lifespan	10000 hours with red 50000 hours with orange 50000 hours with green
Brightness	8 levels
Contrast	16 levels via touch panel
Character Font	Japanese (ANK, Kanji) Korean Chinese (simplified Chinese) ASCII Taiwanese (traditional Chinese)
[Us] Rated Supply Voltage	24 V DC +/- 20 %
Inrush Current	30 A
Local Signalling	1 LED (green) for normal operation
Power Consumption In W	5 W
Number Of Pages	Limited by internal memory capacity
Processor Frequency	333 MHz
Memory Description	Application memory 16 MB Back up of data 128 kB
Integrated Connection Type	1 USB 2.0 type mini B 1 USB 2.0 type A power supply - removable screw terminal block COM1 serial link - female RJ45 - RS232C/RS485 (rate: <= 115.2 kbits/s)
Supply	External source

Disclaimer: This documentation is not intended as a substitute for and is not to be used for determining suitability or reliability of these products for specific user applications

Realtime Clock	Access to the PLC real-time clock
Downloadable Protocols	Uni-TE Third party protocols Modbus
Fixing Mode	By 2 spring clips, mounting on 1.6...5 mm thick panel
Enclosure Material	PPT
Marking	CE
Height	77.5 mm
Width	116.5 mm
Depth	36.5 mm

Environment

Immunity To Microbreaks	3 ms
Standards	EN 61131-2 IEC 61000-6-2 UL 508 UL 1604 FCC Class A
Product Certifications	C-Tick CE UL Class 1 Division 2 T5 GOST UL Class 1 Division 2 T4A cULus
Ambient Air Temperature For Operation	0...50 °C
Ambient Air Temperature For Storage	-20...60 °C
Relative Humidity	0...90 % without condensation
Operating Altitude	<= 2000 m
Ip Degree Of Protection	IP20 (rear panel) conforming to IEC 60529 IP65 (front panel) conforming to IEC 60529
Nema Degree Of Protection	NEMA 4X front panel (indoor use)
Shock Resistance	15 gn for 11 ms conforming to IEC 60068-2-27
Vibration Resistance	+/- 3.5 mm (f = 5...9 Hz) conforming to IEC 60068-2-6 1 gn (f = 9...150 Hz) conforming to IEC 60068-2-6
Electromagnetic Compatibility	Resistance to radiated electromagnetic fields - test level: 10 V/m conforming to IEC 61000-4-3

Packing Units

Unit Type Of Package 1	PCE
Number Of Units In Package 1	1
Package 1 Height	9.0 cm
Package 1 Width	13.0 cm
Package 1 Length	18.5 cm
Package 1 Weight	360.0 g

Contractual warranty

Warranty	18 months
----------	-----------

Sustainability



Green Premium™ label is Schneider Electric’s commitment to delivering products with best-in-class environmental performance. Green Premium promises compliance with the latest regulations, transparency on environmental impacts, as well as circular and low-CO₂ products.

Guide to assessing product sustainability is a white paper that clarifies global eco-label standards and how to interpret environmental declarations.

[Learn more about Green Premium >](#)

[Guide to assess a product’s sustainability >](#)



Transparency RoHS/REACH

Well-being performance

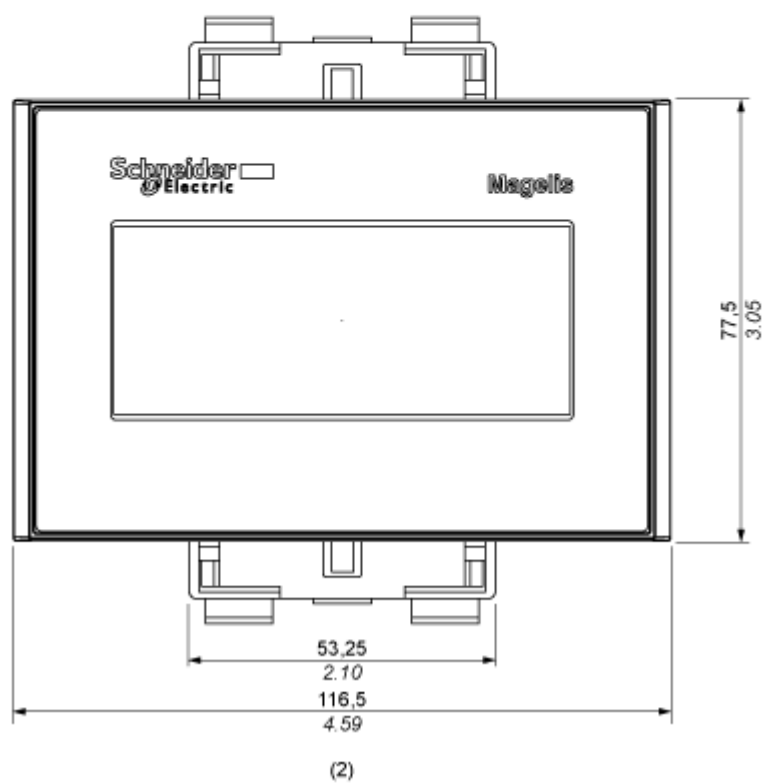
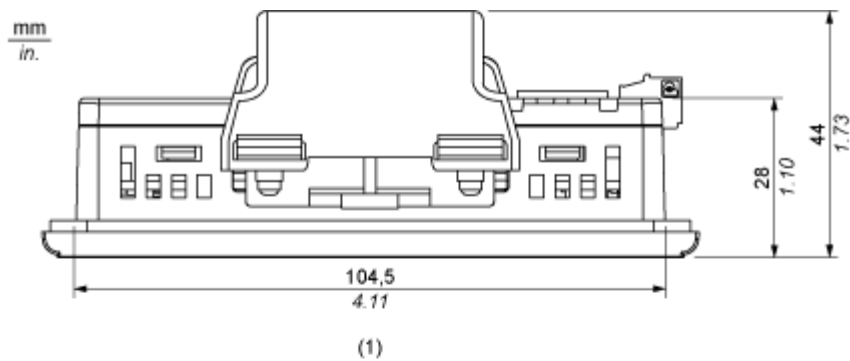
✓	Reach Free Of Svhc	
✓	Mercury Free	
✓	Rohs Exemption Information	Yes

Certifications & Standards

Reach Regulation	REACH Declaration
Eu Rohs Directive	Pro-active compliance (Product out of EU RoHS legal scope)
China Rohs Regulation	China RoHS declaration
Environmental Disclosure	Product Environmental Profile
Weee	The product must be disposed on European Union markets following specific waste collection and never end up in rubbish bins
Circularity Profile	End of Life Information

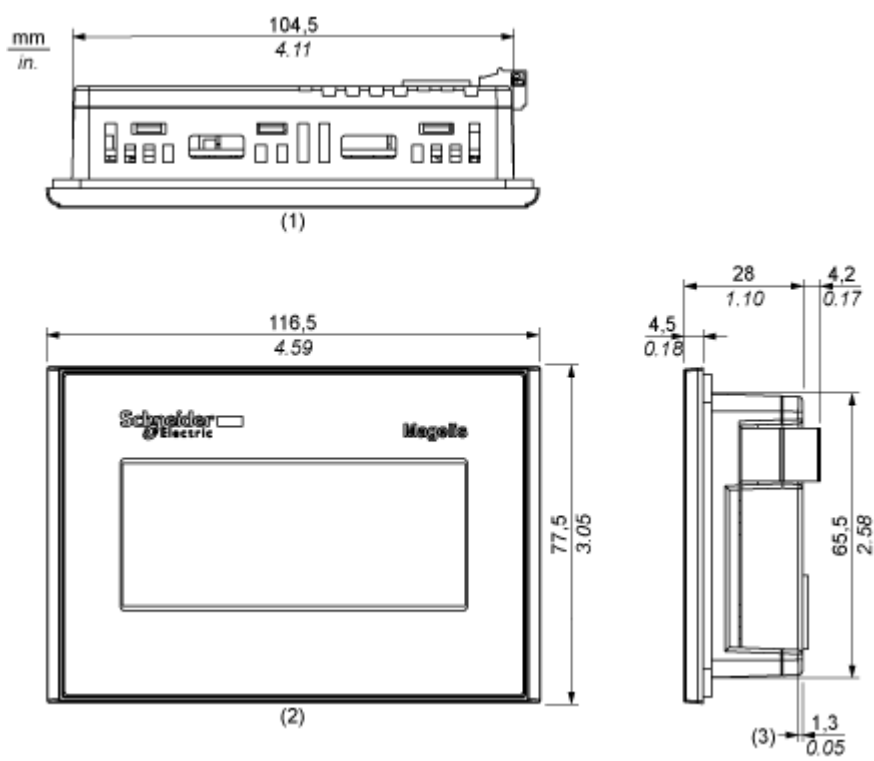
Dimensions Drawings

Dimensions with Spring Clips



- (1) Top
- (2) Front

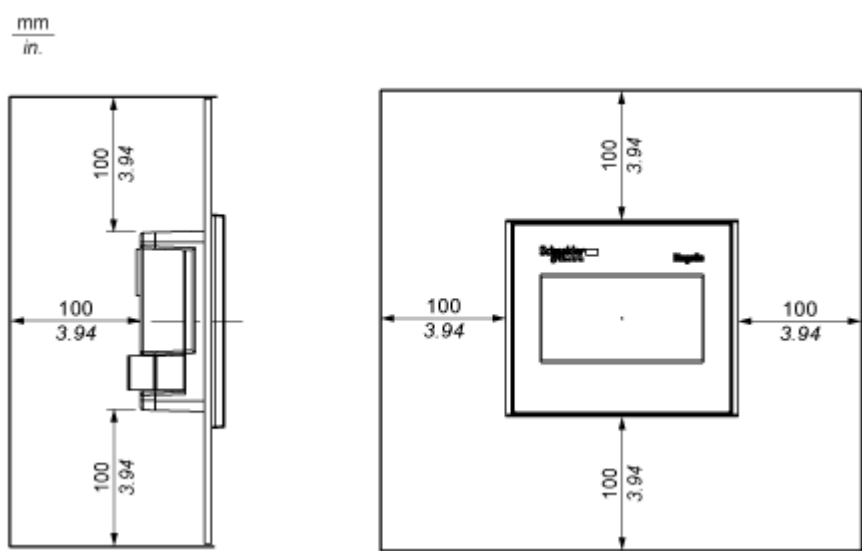
Dimensions without Spring Clips



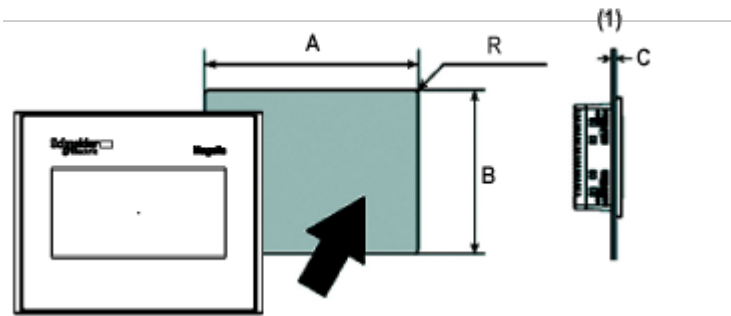
- (1) Top
- (2) Front
- (3) Right Side

Mounting and Clearance

Clearance



Panel Cut-out Dimensions



(1) Panel

A (mm)	A (in.)	B (mm)	B (in.)	C (mm) Spring Clips	C (in.) Spring Clips	R (mm)	R (in.)
+1 105 -0	+0.04 4.13 -0	+1 66 -0	+0.04 2.59 -0	1.5 to 6.0	0.059 to 0.236	2.0 to 3.0	0.078 to 0.118