Product datasheet

Specifications

Green Premium™

pushbutton head for harsh environment - black - with marking

Local distributor code:

398130695 ZB4BC28015

Discontinued on: 9 Feb 2023

EAN Code: 3606480444203

Discontinued

Main

Range Of Product	Harmony XB4
Product Or Component Type	Head for push-button
Device Short Name	ZB4
Bezel Material	Chromium plated metal
Head Type	Standard
Mounting Diameter	22.5 mm
Sale Per Indivisible Quantity	1
Cap/Operator Or Lens Colour	Black

Complementary

Cad Overall Width	37 mm
Cad Overall Height	18.5 mm
Cad Overall Depth	37 mm
Net Weight	0.036 kg
Electrical Shock Protection Class	Class I conforming to IEC 61140
Shape Of Signaling Unit Head	Round
Type Of Operator	spring return
Operator Profile	Black flush, type H015 (white)
Operator Additional Information	Vertical mounting
Mechanical Durability	10000000 cycles
Vibration Resistance	5 gn (f= 2…500 Hz) conforming to IEC 60068-2-6
Shock Resistance	30 gn (duration = 18 ms) for half sine wave acceleration conforming to IEC 60068-2-27
Main Group	Harsh environment
Group Of Product	Flush marked type H015
Marking	Type H015
Colour Of Marking	White
Electrical Composition Code	C1 for <9 contacts using single blocks in front mounting C2 for <9 contacts using single and double blocks in front mounting C11 for <3 contacts using single blocks in front mounting C15 for <1 contacts using single blocks in front mounting

Disclaimer: This documentation is not intended as a substitute for and is not to be used for determining suitability or reliability of these products for specific user applications

Environment

Ambient Air Temperature For Storage	-40…85 °C
Ambient Air Temperature For Operation	-40…70 °C
Ip Degree Of Protection	IP66 conforming to IEC 60529 IP69K IP67 IP69
Nema Degree Of Protection	NEMA 4 conforming to UL 508 NEMA 13 NEMA 12
Resistance To High Pressure Washer	90 Pa at 82.5 °C
Ik Degree Of Protection	IK06 conforming to IEC 62262
Standards	UL 508 IEC 60947-1 IEC 60947-5-1 CSA C22.2
Product Certifications	CSA UL CE

Packing Units

Unit Type Of Package 1	PCE
Number Of Units In Package 1	1
Package 1 Height	3.700 cm
Package 1 Width	3.700 cm
Package 1 Length	3.800 cm
Package 1 Weight	34.000 g
Unit Type Of Package 2	S02
Number Of Units In Package 2	60
Package 2 Height	15 cm
Package 2 Width	30 cm
Package 2 Length	40 cm
Package 2 Weight	2.300 kg
Unit Type Of Package 3	P06
Number Of Units In Package 3	960
Package 3 Height	75.000 cm
Package 3 Width	80.000 cm
Package 3 Length	60.000 cm
Package 3 Weight	44.800 kg

Contractual warranty

Warranty	18 months

Sustainability

Green Premium™ label is Schneider Electric's commitment to delivering products with best-in-class environmental performance. Green Premium promises compliance with the latest regulations, transparency on environmental impacts, as well as circular and low-CO_2 products.

Guide to assessing product sustainability is a white paper that clarifies global eco-label standards and how to interpret environmental declarations.

Learn more about Green Premium >

Guide to assess a product's sustainability >

Transparency RoHS/REACh

Well-being performance

Reach Free Of Svhc	
Toxic Heavy Metal Free	
Mercury Free	
Rohs Exemption Information	Yes

Certifications & Standards

Reach Regulation	REACh Declaration
Eu Rohs Directive	Pro-active compliance (Product out of EU RoHS legal scope) EU RoHS Declaration
China Rohs Regulation	China RoHS declaration
Environmental Disclosure	Product Environmental Profile
Circularity Profile	End of Life Information

Dimensions Drawings

Dimensions

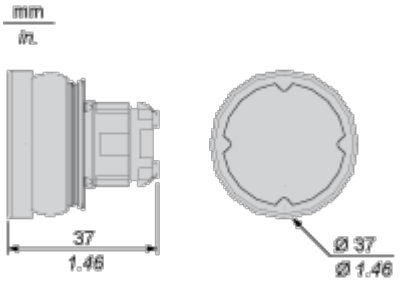

Mounting and Clearance

Installation on Flat Surface

Without Protective Guard

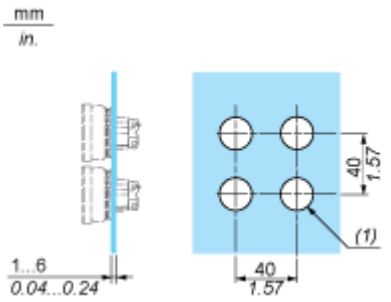

(1) Ø22.5 mm recommended (Ø22.3 $_{0}^{+0.4}$) / Ø0.89 in. recommended (Ø0.88 $_{0}^{+0.016}$)

With Protective Guard

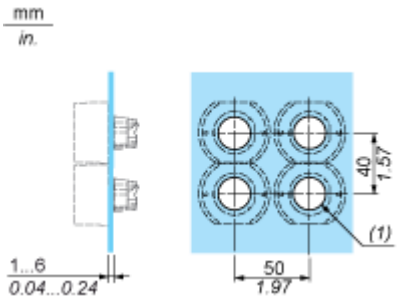

(1) Ø22.5 mm recommended (Ø22.3 $_{0}^{+0.4}$) / Ø0.89 in. recommended (Ø0.88 $_{0}^{+0.016}$)

Technical Description

Marking Type H015

Electrical Composition Corresponding to Code C1



Electrical Composition Corresponding to Code C2



Electrical Composition Corresponding to Codes C9, C11, SF1 and SR1



Electrical Composition Corresponding to Code C15

1 N/O

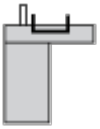

1 N/C

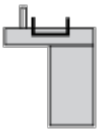

1 N/O + N/C or 1 N/O + N/O or 1 N/C + N/C

Legend

Single contact

Double contact

Light block

Possible location