

# Product datasheet

Specifications



green flashing light block with  
body/fixing collar integral LED  
230...240V

ZB5AV18M3

Discontinued on: 1 Jul 2020

Discontinued

EAN Code: 3389110071320

## Main

Range Of Product	Harmony XB5
Product Or Component Type	Complete body/light block assembly
Device Short Name	ZB5
Fixing Collar Material	Plastic
Sale Per Indivisible Quantity	1
Connections - Terminals	Screw clamp terminals, $\leq 2 \times 1.5 \text{ mm}^2$ with cable end conforming to EN 60947-1 Screw clamp terminals, $\geq 1 \times 0.22 \text{ mm}^2$ without cable end conforming to EN 60947-1
Light Source	Protected LED
Bulb Base	Integral LED
Light Source Colour	Green

## Complementary

Cad Overall Width	30 mm
Cad Overall Height	42 mm
Cad Overall Depth	32 mm
Terminals Description Iso N°1	(X1-X2)PL
Net Weight	0.022 kg
Tightening Torque	0.8...1.2 N.m conforming to EN 60947-1
Shape Of Screw Head	Cross compatible with Philips no 1 screwdriver Cross compatible with pozidriv No 1 screwdriver Slotted compatible with flat Ø 4 mm screwdriver Slotted compatible with flat Ø 5.5 mm screwdriver
[U] Rated Insulation Voltage	600 V (pollution degree 3) conforming to EN 60947-1
[Uimp] Rated Impulse Withstand Voltage	6 kV conforming to EN 60947-1
Signalling Type	Flashing
[Us] Rated Supply Voltage	230...240 V AC at 50/60 Hz
Supply Voltage Limits	195...264 V AC
Current Consumption	14 mA
Service Life	100000 h at rated voltage and 25 °C
Surge Withstand	1 kV conforming to IEC 61000-4-5

## Environment

Disclaimer: This documentation is not intended as a substitute for and is not to be used for determining suitability or reliability of these products for specific user applications

Protective Treatment	TH
Ambient Air Temperature For Storage	-40...70 °C
Ambient Air Temperature For Operation	-40...70 °C
Electrical Shock Protection Class	Class II conforming to IEC 60536
Standards	JIS C8201-5-1 EN/IEC 60947-5-4 CSA C22.2 No 14 UL 508 EN/IEC 60947-5-1 EN/IEC 60947-1 JIS C8201-1
Product Certifications	UL listed GL LROS (Lloyds register of shipping) DNV CSA BV
Vibration Resistance	5 gn (f= 2...500 Hz) conforming to IEC 60068-2-6
Shock Resistance	30 gn (duration = 18 ms) for half sine wave acceleration conforming to IEC 60068-2-27 50 gn (duration = 11 ms) for half sine wave acceleration conforming to IEC 60068-2-27
Resistance To Fast Transients	2 kV conforming to IEC 61000-4-4
Resistance To Electromagnetic Fields	10 V/m conforming to IEC 61000-4-3
Resistance To Electrostatic Discharge	6 kV on contact (on metal parts) conforming to IEC 61000-2-6 8 kV in free air (in insulating parts) conforming to IEC 61000-2-6
Electromagnetic Emission	Class B conforming to IEC 55011

## Contractual warranty

Warranty	18 months
----------	-----------

Sustainability



**Green Premium™ label** is Schneider Electric’s commitment to delivering products with best-in-class environmental performance. Green Premium promises compliance with the latest regulations, transparency on environmental impacts, as well as circular and low-CO<sub>2</sub> products.

**Guide to assessing product sustainability** is a white paper that clarifies global eco-label standards and how to interpret environmental declarations.

[Learn more about Green Premium >](#)

[Guide to assess a product’s sustainability >](#)



Transparency   RoHS/REACH

## Well-being performance

✓

Mercury Free

✓

Rohs Exemption Information

Yes

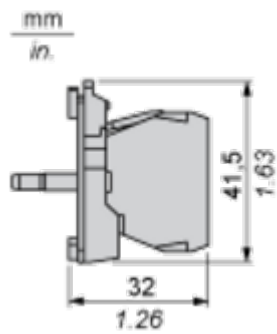
## Certifications & Standards

Reach Regulation	<a href="#">REACH Declaration</a>
Eu Rohs Directive	Pro-active compliance (Product out of EU RoHS legal scope)
China Rohs Regulation	<a href="#">China RoHS declaration</a>
Environmental Disclosure	<a href="#">Product Environmental Profile</a>
Weee	The product must be disposed on European Union markets following specific waste collection and never end up in rubbish bins
Circularity Profile	<a href="#">End of Life Information</a>

Dimensions Drawings

Dimensions

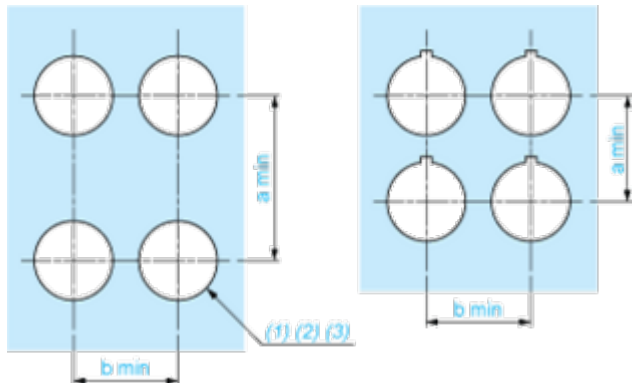
---



Mounting and Clearance

Panel Cut-out for Pushbuttons, Switches and Pilot Lights (Finished Holes, Ready for Installation)

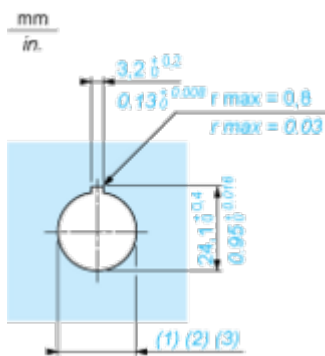
Connection by Screw Clamp Terminals or Plug-in Connectors or on Printed Circuit Board



- (1) Diameter on finished panel or support  
(2) For selector switches and Emergency stop buttons, use of an anti-rotation plate type ZB5AZ902 is recommended.  
(3) Ø22.5 mm recommended ( $\text{Ø}22.3 \begin{smallmatrix} +0.4 \\ 0 \end{smallmatrix}$ ) / Ø0.89 in. recommended ( $\text{Ø}0.88 \text{ in. } \begin{smallmatrix} +0.016 \\ 0 \end{smallmatrix}$ )

Connections	a in mm	a in in.	b in mm	b in in.
By screw clamp terminals or plug-in connector	40	1.57	30	1.18
By Faston connectors	45	1.77	32	1.26
On printed circuit board	30	1.18	30	1.18

Detail of Lug Recess



- (1) Diameter on finished panel or support  
(2) For selector switches and Emergency stop buttons, use of an anti-rotation plate type ZB5AZ902 is recommended.  
(3) Ø22.5 mm recommended ( $\text{Ø}22.3 \begin{smallmatrix} +0.4 \\ 0 \end{smallmatrix}$ ) / Ø0.89 in. recommended ( $\text{Ø}0.88 \text{ in. } \begin{smallmatrix} +0.016 \\ 0 \end{smallmatrix}$ )