# Product data sheet

Specifications

## plug in relay, Harmony Electromechanical Relays, 15A, 4CO, with LED, 230V AC

RPM43P7

**Product availability: Non-Stock - Not normally stocked in distribution facility**

**Price*: 18.48 USD**

## Main

| | |
|---|---|
| **Range Of Product** | Harmony Electromechanical Relays |
| **Series Name** | Power |
| **Product Or Component Type** | Plug-in relay |
| **Device Short Name** | RPM |
| **Contacts Type And Composition** | 4 C/O |
| **[Uc] Control Circuit Voltage** | 230 V AC 50/60 Hz |
| **[Ithe] Conventional Enclosed Thermal Current** | 15 A -40…131 °F (-40…55 °C) |
| **Status Led** | With |
| **Control Type** | Without lockable test button |
| **Utilisation Coefficient** | 20 % |

## Complementary

| | |
|---|---|
| **Shape Of Pin** | Flat |
| **[Ui] Rated Insulation Voltage** | 250 V IEC<br>300 V CSA<br>300 V UL |
| **[Uimp] Rated Impulse Withstand Voltage** | 4 kV 1.2/50 µs |
| **Contacts Material** | AgNi |
| **[Ie] Rated Operational Current** | 15 A 277 V AC) UL<br>15 A 28 V DC) UL<br>15 A 250 V AC) NO IEC<br>15 A 28 V DC) NO IEC<br>7.5 A 250 V AC) NC IEC<br>7.5 A 28 V DC) NC IEC |
| **Maximum Switching Voltage** | 250 V IEC |
| **Resistive Load Current** | 15 A 250 V AC<br>15 A 28 V DC |
| **Maximum Switching Capacity** | 3750 VA<br>420 W |
| **Minimum Switching Capacity** | 170 mW 10 mA, 17 V |
| **Operating Rate** | <= 1200 cycles/hour under load<br><= 18000 cycles/hour no-load |
| **Mechanical Durability** | 10000000 cycles |
| **Electrical Durability** | 100000 cycles resistive |

Price is “List Price” and may be subject to a trade discount – check with your local distributor or retailer for actual price.

Disclaimer: This documentation is not intended as a substitute for and is not to be used for determining suitability or reliability of these products for specific user applications

| | |
|---|---|
| **Average Coil Consumption In Va** | 2.5 60 Hz |
| **Drop-Out Voltage Threshold** | >= 0.15 Uc AC |
| **Operate Time** | 20 ms at nominal voltage |
| **Release Time** | 20 ms at nominal voltage |
| **Average Coil Resistance** | 7350 Ohm at 68 °F (20 °C) +/- 15 % |
| **Rated Operational Voltage Limits** | 184...253 V AC |
| **Protection Category** | RT I |
| **Test Levels** | Level A group mounting |
| **Operating Position** | Any position |
| **Pollution Degree** | 3 |
| **Safety Reliability Data** | B10d = 100000 |
| **Net Weight** | 0.16 lb(US) (0.071 kg) |
| **Device Presentation** | Complete product |

## Environment

| | |
|---|---|
| **Dielectric Strength** | 1500 V AC between contacts with micro disconnection<br>2000 V AC between coil and contact with reinforced<br>2000 V AC between poles with basic |
| **Standards** | CSA C22.2 No 14<br>UL 508<br>EN/IEC 61810-1 |
| **Product Certifications** | UL<br>EAC<br>CSA |
| **Ambient Air Temperature For Storage** | -40…185 °F (-40…85 °C) |
| **Ambient Air Temperature For Operation** | -40…131 °F (-40…55 °C) |
| **Vibration Resistance** | 3 gn +/- 1 mm 10…150 Hz)5 cycles in operation<br>5 gn +/- 1 mm 10…150 Hz)5 cycles not operating |
| **Degree Of Protection (Housing Only)** | IP40 conforming to EN/IEC 60529 |
| **Shock Resistance** | 15 gnin operation<br>30 gnnot operating |

## Ordering and shipping details

| | |
|---|---|
| **Category** | US10CP221127 |
| **Discount Schedule** | 0CP2 |
| **Gtin** | 3389119218221 |
| **Returnability** | No |
| **Country Of Origin** | CN |

## Packing Units

| | |
|---|---|
| **Unit Type Of Package 1** | PCE |
| **Number Of Units In Package 1** | 1 |
| **Package 1 Height** | 1.06 in (2.7 cm) |
| **Package 1 Width** | 1.57 in (4 cm) |
| **Package 1 Length** | 1.54 in (3.9 cm) |

| | |
|---|---|
| **Package 1 Weight** | 2.40 oz (68 g) |
| **Unit Type Of Package 2** | CAR |
| **Number Of Units In Package 2** | 10 |
| **Package 2 Height** | 1.18 in (3 cm) |
| **Package 2 Width** | 4.13 in (10.5 cm) |
| **Package 2 Length** | 8.74 in (22.2 cm) |
| **Package 2 Weight** | 26.42 oz (749 g) |
| **Unit Type Of Package 3** | S01 |
| **Number Of Units In Package 3** | 40 |
| **Package 3 Height** | 5.91 in (15 cm) |
| **Package 3 Width** | 5.91 in (15 cm) |
| **Package 3 Length** | 15.75 in (40 cm) |
| **Package 3 Weight** | 7.10 lb(US) (3.221 kg) |

## Contractual warranty

| | |
|---|---|
| **Warranty** | 18 months |

## Sustainability

**Green Premium™ label** is Schneider Electric's commitment to delivering products with best-in-class environmental performance. Green Premium promises compliance with the latest regulations, transparency on environmental impacts, as well as circular and low-$CO_2$ products.

**Guide to assessing product sustainability** is a white paper that clarifies global eco-label standards and how to interpret environmental declarations.

Learn more about Green Premium >

Guide to assess a product's sustainability >

Transparency RoHS/REACh

## Well-being performance

Reach Free Of Svhc

| | |
|---|---|
| Rohs Exemption Information | Yes |

## Certifications & Standards

| | |
|---|---|
| **Reach Regulation** | REACh Declaration |
| **Eu Rohs Directive** | Pro-active compliance (Product out of EU RoHS legal scope)<br>EU RoHS Declaration |
| **China Rohs Regulation** | China RoHS declaration |
| **Environmental Disclosure** | Product Environmental Profile |
| **Weee** | The product must be disposed on European Union markets following specific waste collection and never end up in rubbish bins. |
| **Circularity Profile** | No need of specific recycling operations |
| **California Proposition 65** | WARNING: This product can expose you to chemicals including: Nickel compounds, which is known to the State of California to cause cancer, and Di-isodecyl phthalate (DIDP), which is known to the State of California to cause birth defects or other reproductive harm. For more information go to www.P65Warnings.ca.gov |

Dimensions Drawings

## Dimensions

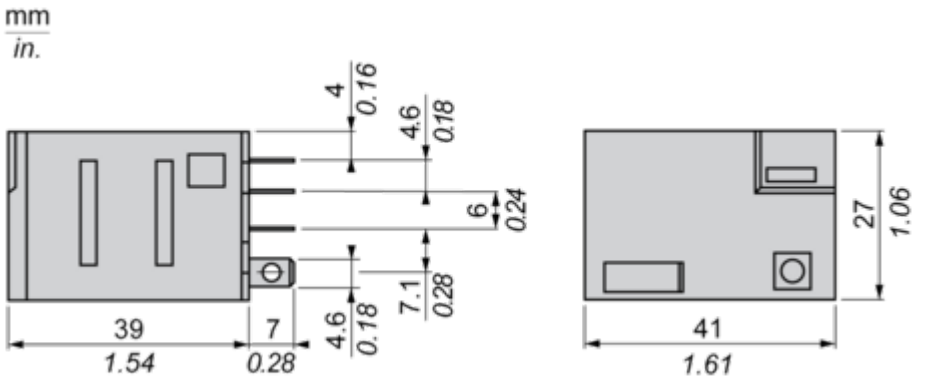


Pin Side View

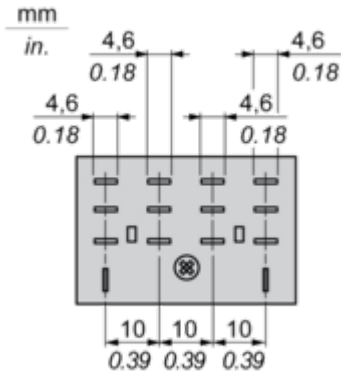

## Connections and Schema

### Wiring Diagram

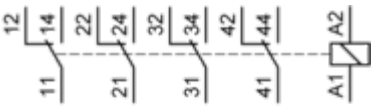


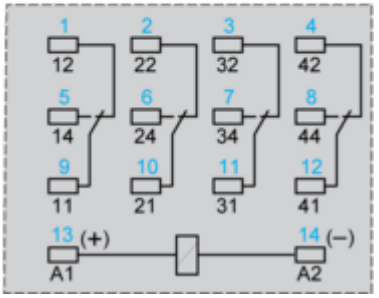


Symbols shown in blue correspond to Nema marking.

## Performance Curves

### Electrical Durability of Contacts

**Durability (inductive load) = durability (resistive load) x reduction coefficient.**
Resistive AC load

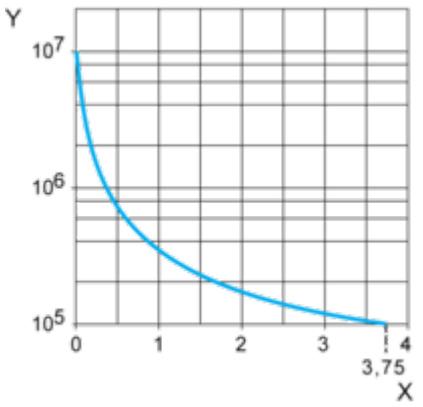


**X** Switching capacity (kVA)
**Y** Durability (Number of operating cycles)

Reduction coefficient for inductive AC load (depending on power factor cos ϕ)

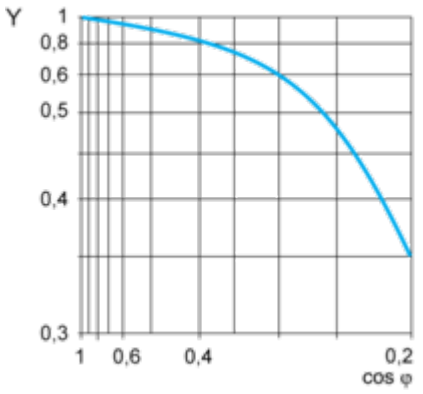


**Y** Reduction coefficient (A)

Maximum switching capacity on resistive DC load

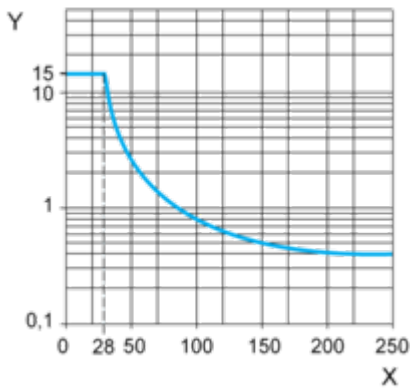


**X** Voltage DC
**Y** Current DC
**Note :** These are typical curves, actual durability depends on load, environment, duty cycle, etc.