Product data sheet

Specifications

Green Premium™



slim interface relay, Harmony Electromechanical Relays, 6A, 1CO, low level, 60V DC

RSL1GB4ND

Product availability: Non-Stock - Not normally stocked in distribution facility

Price*: 14.46 USD

Main

Range Of Product	Harmony Electromechanical Relays
Series Name	Slim interface relay
Product Or Component Type	Plug-in relay
Device Short Name	RSL
Contacts Type And Composition	1 C/O
Contact Operation	Low level
[Uc] Control Circuit Voltage	60 V DC
[Ithe] Conventional Enclosed Thermal Current	6 A -40…131 °F (-40…55 °C)
Status Led	Without
Control Type	Without push-button

Complementary

Shape Of Pin	Flat (PCB type)
Average Resistance	16600 Ohm at 73 °F (23 °C) +/- 15 %
Rated Operational Voltage Limits	45...84 V DC
[Ui] Rated Insulation Voltage	250 V IEC 277 V cUL
[Uimp] Rated Impulse Withstand Voltage	6 kV IEC
Contacts Material	Silver alloy - gold plated (AgSnO2)
[Ie] Rated Operational Current	6 A AC-1/DC-1)IEC/UL
Minimum Switching Current	1 mA
Maximum Switching Voltage	277 V
Minimum Switching Voltage	24 V
Maximum Switching Capacity	1500 VA 50 W
Minimum Switching Capacity	24 mW
Operating Rate	<= 360 cycles/hour under load <= 18000 cycles/hour no-load
Mechanical Durability	10000000 cycles
Electrical Durability	60000 cycles, 6 A at 250 V, AC-1 C/O

Price is “List Price” and may be subject to a trade discount – check with your local distributor or retailer for actual price.

Disclaimer: This documentation is not intended as a substitute for and is not to be used for determining suitability or reliability of these products for specific user applications

Operating Time	5 ms reset 12 ms
Protection Category	RT III
Test Levels	Level A group mounting
Operating Position	Any position
Width	0.20 in (5 mm)
Height	1.10 in (28 mm)
Depth	0.73 in (18.5 mm)
Terminals Description Iso N°1	(A1-A2)CO (11-12-14)OC
Net Weight	0.01 lb(US) (0.0054 kg)
Load Current	6 A 250 V AC 0.5 mm mounting distance
Average Coil Consumption	0.21 W
Drop-Out Voltage Threshold	>= 0.05 Uc
Safety Reliability Data	B10d = 60000
Mounting Support	Socket or PCB
Device Presentation	Complete product

Environment

Dielectric Strength	1000 V AC between contacts 4000 V AC between coil and contact
Standards	UL 508 CSA C22.2 No 14 IEC 61810-1
Product Certifications	EAC CSA UL
Ambient Air Temperature For Storage	-40…158 °F (-40…70 °C)
Vibration Resistance	+/- 1 mm 10…55 Hz)IEC 60068-2-6
Ip Degree Of Protection	IP40 conforming to IEC 60529
Shock Resistance	5 gn 11 ms) not operating IEC 60068-2-27 5 gn 11 ms) in operation IEC 60068-2-27
Ambient Air Temperature For Operation	-40…131 °F (-40…55 °C)

Ordering and shipping details

Category	US10CP221127
Discount Schedule	0CP2
Gtin	3606480078002
Returnability	No
Country Of Origin	CN

Packing Units

Unit Type Of Package 1	PCE
Number Of Units In Package 1	1
Package 1 Height	0.20 in (0.500 cm)

Package 1 Width	0.98 in (2.500 cm)
Package 1 Length	1.18 in (3.000 cm)
Package 1 Weight	0.18 oz (5.000 g)
Unit Type Of Package 2	BB1
Number Of Units In Package 2	10
Package 2 Height	0.39 in (1.000 cm)
Package 2 Width	0.98 in (2.500 cm)
Package 2 Length	12.01 in (30.500 cm)
Package 2 Weight	2.47 oz (70.000 g)
Unit Type Of Package 3	S01
Number Of Units In Package 3	500
Package 3 Height	5.91 in (15.000 cm)
Package 3 Width	5.91 in (15.000 cm)
Package 3 Length	15.75 in (40.000 cm)
Package 3 Weight	8.01 lb(US) (3.633 kg)

Contractual warranty

Warranty	18 months

Sustainability

Green Premium™ label is Schneider Electric's commitment to delivering products with best-in-class environmental performance. Green Premium promises compliance with the latest regulations, transparency on environmental impacts, as well as circular and low-CO_2 products.

Guide to assessing product sustainability is a white paper that clarifies global eco-label standards and how to interpret environmental declarations.

Learn more about Green Premium >

Guide to assess a product's sustainability >

Transparency RoHS/REACh

Well-being performance

Reach Free Of Svhc	
Toxic Heavy Metal Free	
Mercury Free	
Rohs Exemption Information	Yes
Toxic Free	
Phenolic Free Solution	

Certifications & Standards

Reach Regulation	REACh Declaration
Eu Rohs Directive	Pro-active compliance (Product out of EU RoHS legal scope) EU RoHS Declaration
China Rohs Regulation	China RoHS declaration
Environmental Disclosure	Product Environmental Profile
Weee	The product must be disposed on European Union markets following specific waste collection and never end up in rubbish bins.
Circularity Profile	End of Life Information

California Proposition 65	WARNING: This product can expose you to chemicals including: Nickel compounds, which is known to the State of California to cause cancer, and Di-isodecyl phthalate (DIDP), which is known to the State of California to cause birth defects or other reproductive harm. For more information go to www.P65Warnings.ca.gov

Dimensions Drawings

Dimensions

Relay with Flat Pins (PCB Type)

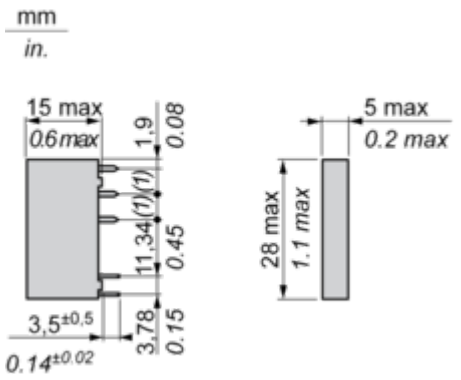

(1): 5.04 mm / 0.19 in.

Connections and Schema

Wiring Diagram

Relay with Flat Pins (PCB Type)

1 C/O contact

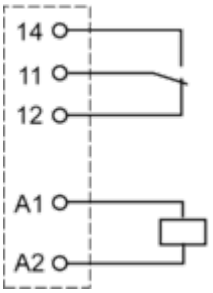

Performance Curves

Curves for Resistive Load

Maximum Switching Capacity on DC Load

Resistive load

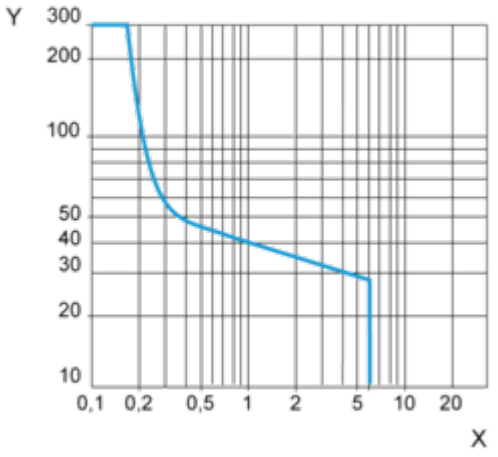

X DC Current
Y DC Voltage

Electrical Durability

Only tested at 6A/250VAC, projection for the rest
250 Vac Resistive load

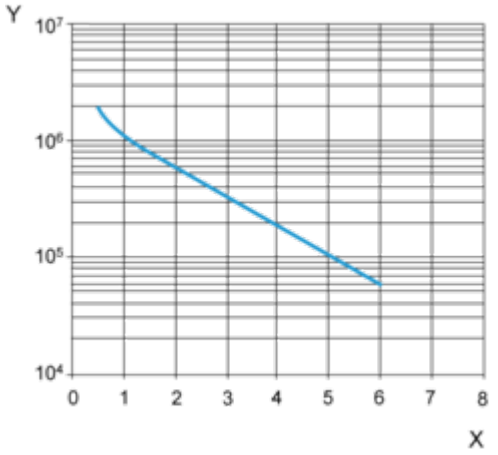

X Switching current (A)
Y Cycles
Note : These are typical curves, actual durability depends on load, environment, duty cycle, etc.