Product data sheet

Specifications

Green Premium™

interface plug in relay, Harmony Electromechanical Relays, 10A, 1CO, with LED, 12V DC

RXG13JD

Product availability: Non-Stock - Not normally stocked in distribution facility

Price*: 10.24 USD

Main

Range Of Product	Harmony Electromechanical Relays
Series Name	Interface relay
Product Or Component Type	Plug-in relay
Device Short Name	RXG
Contacts Type And Composition	1 C/O
[Ithe] Conventional Enclosed Thermal Current	10 A -40…131 °F (-40…55 °C)
Local Signalling	Flag

Complementary

Status Led	With
[Ie] Rated Operational Current	10 A 30 V DC) UL 10 A 30 V DC) IEC 10 A 250 V AC) IEC 10 A 250 V AC) UL
Electrical Durability	100000 cycles NO resistive at 55 °C 100000 cycles NC resistive at 55 °C
Coil Resistance	270 Ohm +/- 10 %
Shock Resistance	20 gn in operation 100 gn not in operation
Mounting Position	Any position
[Uc] Control Circuit Voltage	12 V DC
Colour Of Cover	Standard
Drop-Out Voltage Threshold	>= 0.1 Uc DC
Load Current	10 A 250 V AC
Minimum Switching Capacity	500 mW at 100 mA, 5 V DC
Maximum Switching Capacity	2500 VA
Torque Value	7.08 lbf.in (0.8 N.m)
Insulation Resistance	1000 MOhm at 500 V DC
Mechanical Durability	10000000 cycles
Safety Reliability Data	B10d = 100000
Overvoltage Category	III

Price is “List Price” and may be subject to a trade discount – check with your local distributor or retailer for actual price.

Disclaimer: This documentation is not intended as a substitute for and is not to be used for determining suitability or reliability of these products for specific user applications

Maximum Switching Voltage	250 V AC 30 V DC
Protection Category	RT I
Operating Rate	<= 1800 cycles/hour under load <= 18000 cycles/hour no-load
Utilisation Coefficient	20 %
Pollution Degree	2
[Ui] Rated Insulation Voltage	250 V IEC 300 V CSA 300 V UL
Dielectric Strength	1000 V AC between contacts with micro disconnection 5000 V AC between coil and contact with reinforced insulation
Test Levels	Level A group mounting
Device Presentation	Complete product
Contacts Material	Silver alloy (AgSnO2In2O3)
Net Weight	0.04 lb(US) (0.02 kg)

Environment

Standards	CSA C22.2 No 14 UL 508 IEC 61810-1
Product Certifications	CSA CE EAC UL DNV-GL
Ambient Air Temperature For Storage	-40…185 °F (-40…85 °C)
Ambient Air Temperature For Operation	-40…158 °F (-40…70 °C)
Ip Degree Of Protection	IP40
Relative Humidity	10…85 %
Vibration Resistance	3 gn +/- 0.75 mm 10…150 Hz)in operation 5 gn +/- 0.75 mm 10…150 Hz)not in operation

Ordering and shipping details

Category	US10CP221127
Discount Schedule	0CP2
Gtin	3606480688836
Returnability	No
Country Of Origin	CN

Packing Units

Unit Type Of Package 1	PCE
Number Of Units In Package 1	1
Package 1 Height	1.36 in (3.45 cm)
Package 1 Width	3.64 in (9.25 cm)
Package 1 Length	3.39 in (8.6 cm)
Package 1 Weight	0.80 oz (22.6 g)

Unit Type Of Package 2	BB1
Number Of Units In Package 2	10
Package 2 Height	1.34 in (3.4 cm)
Package 2 Width	3.27 in (8.3 cm)
Package 2 Length	3.54 in (9 cm)
Package 2 Weight	7.80 oz (221 g)
Unit Type Of Package 3	S01
Number Of Units In Package 3	200
Package 3 Height	5.91 in (15 cm)
Package 3 Width	5.91 in (15 cm)
Package 3 Length	15.75 in (40 cm)
Package 3 Weight	10.21 lb(US) (4.63 kg)

Sustainability

Green Premium™ label is Schneider Electric's commitment to delivering products with best-in-class environmental performance. Green Premium promises compliance with the latest regulations, transparency on environmental impacts, as well as circular and low-CO_2 products.

Guide to assessing product sustainability is a white paper that clarifies global eco-label standards and how to interpret environmental declarations.

Learn more about Green Premium >

Guide to assess a product's sustainability >

Transparency RoHS/REACh

Well-being performance

Reach Free Of Svhc	
Toxic Heavy Metal Free	
Mercury Free	
Rohs Exemption Information	Yes

Certifications & Standards

Reach Regulation	REACh Declaration
Eu Rohs Directive	Pro-active compliance (Product out of EU RoHS legal scope) EU RoHS Declaration
China Rohs Regulation	China RoHS declaration
Environmental Disclosure	Product Environmental Profile
Circularity Profile	No need of specific recycling operations
California Proposition 65	WARNING: This product can expose you to chemicals including: Nickel compounds, which is known to the State of California to cause cancer, and Di-isodecyl phthalate (DIDP), which is known to the State of California to cause birth defects or other reproductive harm. For more information go to www.P65Warnings.ca.gov

Dimensions Drawings

Dimensions

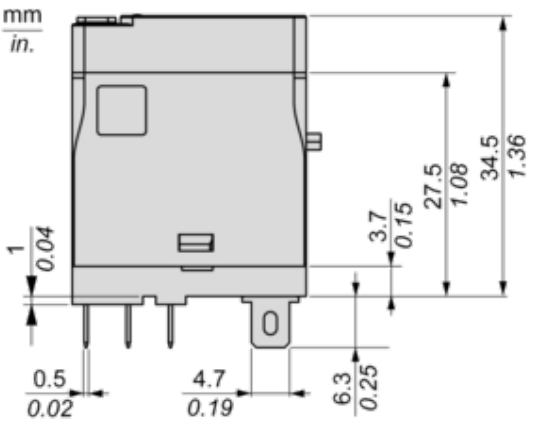

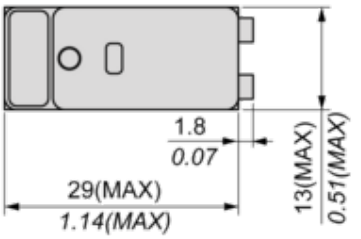

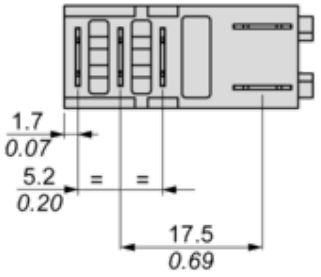

Connections and Schema

Wiring Diagram

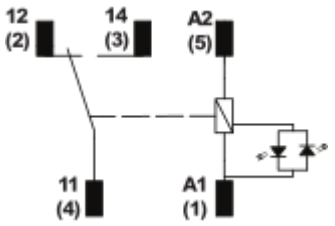

Performance Curves

Performance Curves

Maximum Switching Capacity

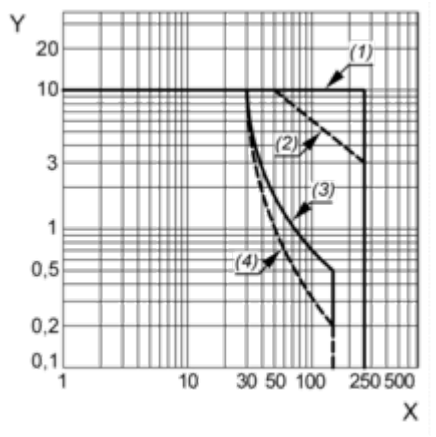

X : Switching voltage (V)
Y : Switching current (A)
(1) AC Resistive Load
(2) AC Inductive Load cos(Ø)=0.4
(3) DC Resistive Load
(4) DC Inductive Load (L/R=7ms)

Life Expectancy

Resistive Load

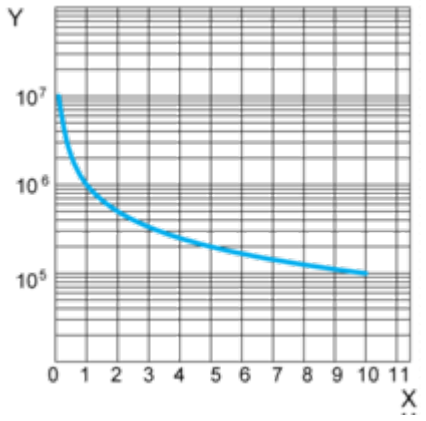

X : Contact Current (A)
Y : Operating Cycle Number

Life Expectancy

Inductive Load

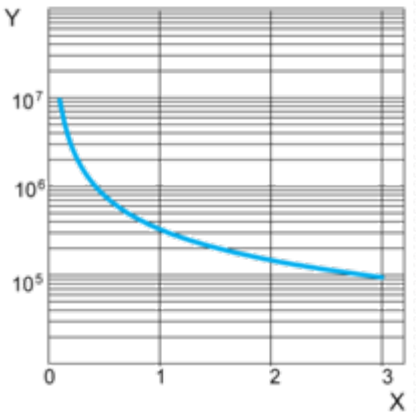

X : Contact Current (A)
Y : Operating Cycle Number

NOTE: These are typical curves, actual durability depends on load, environment, duty cycle, etc.

Coil Operating Range

DC Coil Operating Range VS Ambient Temperature

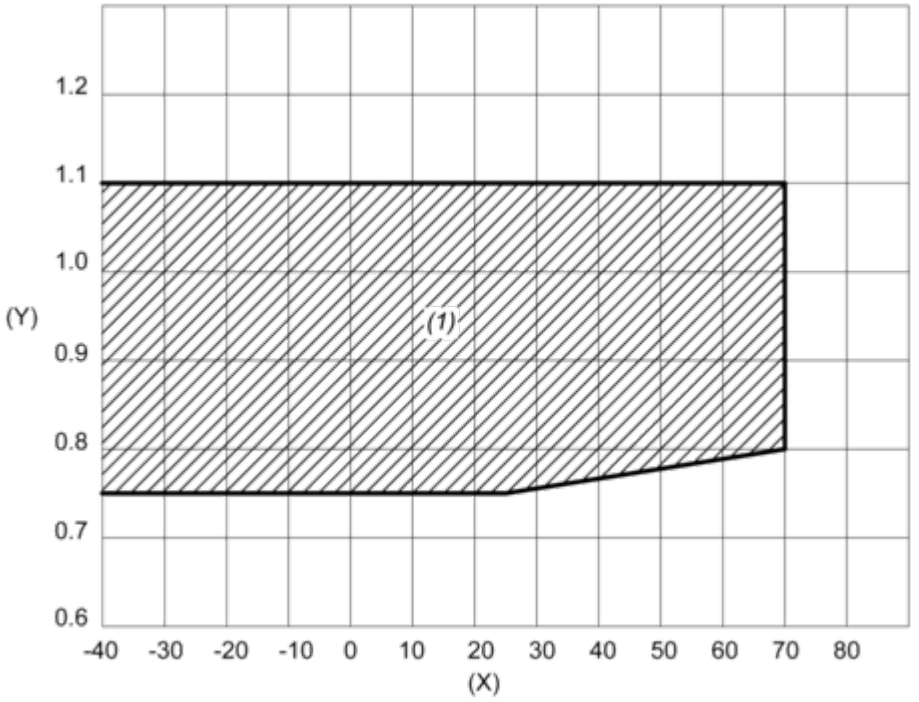

X : Ambient temperature (°C)
Y : Coil voltage (U/Uc)
(1) Permitted operating range area