Product data sheet

Specifications



three phase relay, Harmony Solid State Relays, 50A, panel mount, zero voltage switching, input 18 to 36V AC, output 48 to 530V AC

SSP3A250B7

Product availability: Stock - Normally stocked in distribution facility

Price*: 184.00 USD

Main

Range Of Product	Harmony Solid State Relays
Product Or Component Type	Solid state relay up to 50 A
Device Short Name	SSP
Mounting Support	Panel
Number Of Phases	3 phase
Line Rated Current	50 A
Solid State Output Type	Zero voltage switching
Output Switching Mode	Zero voltage switching

Complementary

Control Type	Without test button
Minimum Switching Voltage	18 V AC turn-on
Maximum Switching Voltage	2 V AC turn-off
Response Time	20 ms (turn-on) 30 ms (turn-off)
Input Current	15…20 mA
Load Current	0.1…50 A
Transient Overvoltage	1200 V
Surge Current	715 A 20 ms 750 A 16.6 ms 150 A 1 s
Maximum I²T For Fusing	2520 A².s for 10 ms at 50 Hz 2320 A².s for 8.3 ms at 60 Hz
Maximum Leakage Current	3 mA off-state
Maximum Voltage Drop	<1.35 V on-state
Dv/Dt	500 V/µs off-state at maximum voltage
Power Factor	0.5 (with maximum load)
Motor Controller Rating	1.5 hp 104 °F (40 °C) 120 V AC 3 hp 104 °F (40 °C) 240 V AC 7.5 hp 104 °F (40 °C) 480 V AC 8.8 hp 104 °F (40 °C) 530 V AC

Price is “List Price” and may be subject to a trade discount – check with your local distributor or retailer for actual price.

Disclaimer: This documentation is not intended as a substitute for and is not to be used for determining suitability or reliability of these products for specific user applications

Motor Power Kw	1.11 kW 104 °F (40 °C) 120 V AC 2.22 kW 104 °F (40 °C) 240 V AC 5.55 kW 104 °F (40 °C) 480 V AC 6.47 kW 104 °F (40 °C) 530 V AC
Insulation Resistance	>= 1000 MOhm at 500 V DC
Maximum Capacitance	8 pF for input/output
Dielectric Strength	4 kV AC for input/output 4 kV AC for input or output to case
Tightening Torque	0.9...1.1 N.m for input 1.7...2.2 N.m for output
Connections - Terminals	Screw terminals 1 x 0.2...1 x 2.5 mm², AWG 24...AWG 14) input Screw terminals 1 x 1.5...1 x 10 mm², AWG 16...AWG 8) output
Thermal Resistance	0.12 °C/W
Led Indicator	LED, green input
Ip Degree Of Protection	IP20
Net Weight	0.53 lb(US) (0.24 kg)
Width	3.99 in (101.3 mm)
Height	3.14 in (79.7 mm)
Depth	1.39 in (35.4 mm)
Device Presentation	Complete product

Environment

Flame Retardance	V0 conforming to UL 94
Ambient Air Temperature For Operation	-40…176 °F (-40…80 °C)
Ambient Air Temperature For Storage	-40…257 °F (-40…125 °C)
Pollution Degree	2
Overvoltage Category	III
Product Certifications	CSA UL
Marking	CE
Standards	IEC 61000 IEC 60950-1 IEC 62314

Ordering and shipping details

Category	US10CP222375
Discount Schedule	0CP2
Gtin	3606480579875
Returnability	Yes
Country Of Origin	US

Packing Units

Unit Type Of Package 1	PCE
Number Of Units In Package 1	1
Package 1 Height	1.57 in (4.0 cm)
Package 1 Width	3.15 in (8.0 cm)

Package 1 Length	4.72 in (12.0 cm)
Package 1 Weight	9.70 oz (275.0 g)
Unit Type Of Package 2	S02
Number Of Units In Package 2	27
Package 2 Height	5.91 in (15.0 cm)
Package 2 Width	11.81 in (30.0 cm)
Package 2 Length	15.75 in (40.0 cm)
Package 2 Weight	17.33 lb(US) (7.859 kg)

Sustainability

Green Premium™ label is Schneider Electric's commitment to delivering products with best-in-class environmental performance. Green Premium promises compliance with the latest regulations, transparency on environmental impacts, as well as circular and low-CO_2 products.

Guide to assessing product sustainability is a white paper that clarifies global eco-label standards and how to interpret environmental declarations.

Learn more about Green Premium >

Guide to assess a product's sustainability >

Transparency RoHS/REACh

Well-being performance

Mercury Free

Rohs Exemption Information Yes

Certifications & Standards

Reach Regulation	REACh Declaration
Eu Rohs Directive	Pro-active compliance (Product out of EU RoHS legal scope)
China Rohs Regulation	China RoHS declaration
Environmental Disclosure	Product Environmental Profile
Circularity Profile	End of Life Information
California Proposition 65	WARNING: This product can expose you to chemicals including: Lead and lead compounds, which is known to the State of California to cause cancer and birth defects or other reproductive harm. For more information go to www.P65Warnings.ca.gov

Dimensions Drawings

Dimensions

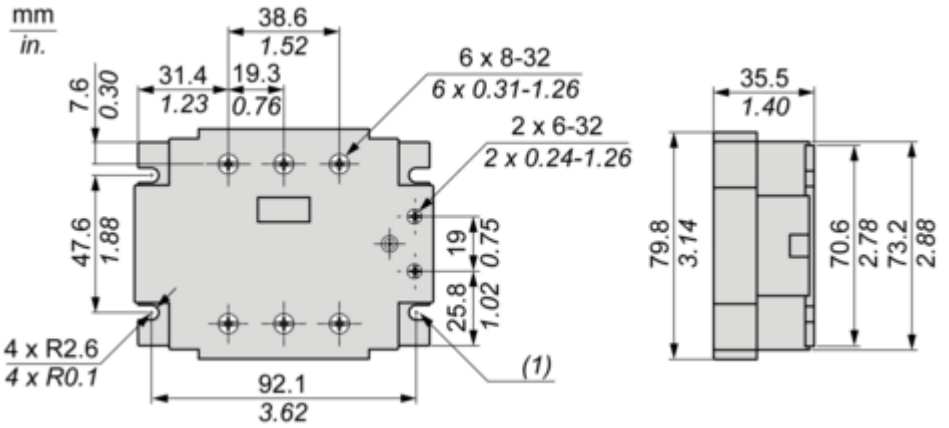

(1) 4 Mounting slots

Performance Curves

Derating Curves

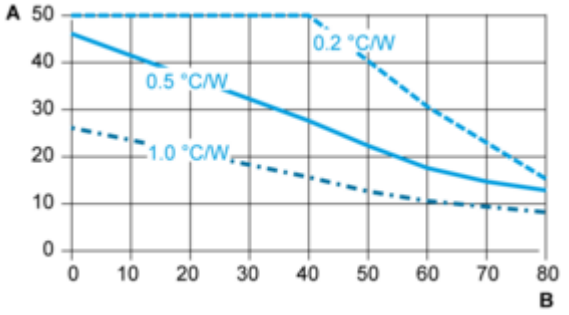

A : Load Current (Amperes)
B : Ambient Temperature (°C)