

Product data sheet

Specifications



standard digital input kit, Modicon STB, 24V DC, 6I

STBDDI3610K

Product availability: Stock - Normally stocked in distribution facility

Main

Range Of Product	Modicon STB distributed I/O solution
Product Or Component Type	Standard digital input kit
Kit Composition	STBDDI3610 module STBXTS2100, 6-terminal spring clamp connector STBXTS1100, 6-terminal screw type connector STBXBA1000 base
Discrete Input Number	6
Discrete Input Voltage	24 V
Discrete Input Voltage Type	DC

Complementary

Input Voltage Limits	15...30 V at state 1 -3...5 V at state 0
Acceptable Input Voltage	30 V
Absolute Maximum Voltage	56 V 1.3 ms
Discrete Input Current	4.5 mA
Current State 0 Guaranteed	<= 0.5 mA
Current State 1 Guaranteed	>= 2.5 mA
Discrete Input Logic	Positive or negative
Response Time	1.21 ms off-to-on 1.74 ms on-to-off
Protection Type	Power protection integrated fuse on PDM time lag 10 A Input protection resistor-limited Reverse polarity protection
Insulation Between Channels And Logic Bus	1500 V for 1 minute
Cold Swapping	Yes
Hot Swapping	Yes for standard NIMs
Input Filtering	1 ms
Product Compatibility	I/O base STBXBA1000 Power distribution module STBPDT3100/3105
[Us] Rated Supply Voltage	24 V DC
Supply	Power distribution module
Current Consumption	55 mA 5 V DC logic bus
Marking	CE
Overvoltage Category	II

Price is "List Price" and may be subject to a trade discount – check with your local distributor or retailer for actual price.

Disclaimer: This documentation is not intended as a substitute for and is not to be used for determining suitability or reliability of these products for specific user applications

Status Led	1 LED (Green) module status (RDY) 1 LED per channel (Green) channel status (IN1 to IN6) 1 LED (Red) module error (ERR)
Depth	2.56 in (65.1 mm)
Height	0.72 in (18.4 mm)
Width	4.92 in (125 mm)
Net Weight	0.25 lb(US) (0.112 kg)

Environment

Standards	EN/IEC 61131-2 type 1
Product Certifications	FM Class 1 Division 2 UL CSA
Pollution Degree	2 IEC 60664-1
Operating Altitude	<= 6561.68 ft (2000 m)
Ip Degree Of Protection	IP20 conforming to IEC 61131-2 class 1
Ambient Air Temperature For Operation	-13...158 °F (-25...70 °C) without derating)
Ambient Air Temperature For Operation	32...140 °F without derating
Ambient Air Temperature For Storage	-40...185 °F (-40...85 °C) without derating
Ambient Air Temperature For Storage	-40...185 °F without derating
Relative Humidity	95 % 140 °F (60 °C) without condensation
Vibration Resistance	3 gn 58...150 Hz 35 x 7.5 mm symmetrical DIN rail 5 gn 58...150 Hz 35 x 15 mm symmetrical DIN rail +/-0.35 mm 10...58 Hz
Shock Resistance	30 gn 11 ms IEC 88 reference 2-27

Ordering and shipping details

Category	US1PC3218215
Discount Schedule	PC32
Gtin	3595863949025
Returnability	Yes
Country Of Origin	FR

Packing Units

Unit Type Of Package 1	PCE
Number Of Units In Package 1	1
Package 1 Height	1.06 in (2.7 cm)
Package 1 Width	3.15 in (8.0 cm)
Package 1 Length	5.12 in (13.0 cm)
Package 1 Weight	4.76 oz (135.0 g)
Unit Type Of Package 2	S02
Number Of Units In Package 2	28
Package 2 Height	5.91 in (15 cm)
Package 2 Width	11.81 in (30 cm)

Package 2 Length	15.75 in (40 cm)
Package 2 Weight	9.27 lb(US) (4.206 kg)
Unit Type Of Package 3	P06
Number Of Units In Package 3	448
Package 3 Height	29.53 in (75.0 cm)
Package 3 Width	23.62 in (60.0 cm)
Package 3 Length	31.50 in (80.0 cm)
Package 3 Weight	173.55 lb(US) (78.72 kg)

Contractual warranty

Warranty	18 months
----------	-----------

Sustainability



Green Premium™ label is Schneider Electric’s commitment to delivering products with best-in-class environmental performance. Green Premium promises compliance with the latest regulations, transparency on environmental impacts, as well as circular and low-CO₂ products.

Guide to assessing product sustainability is a white paper that clarifies global eco-label standards and how to interpret environmental declarations.

[Learn more about Green Premium >](#)

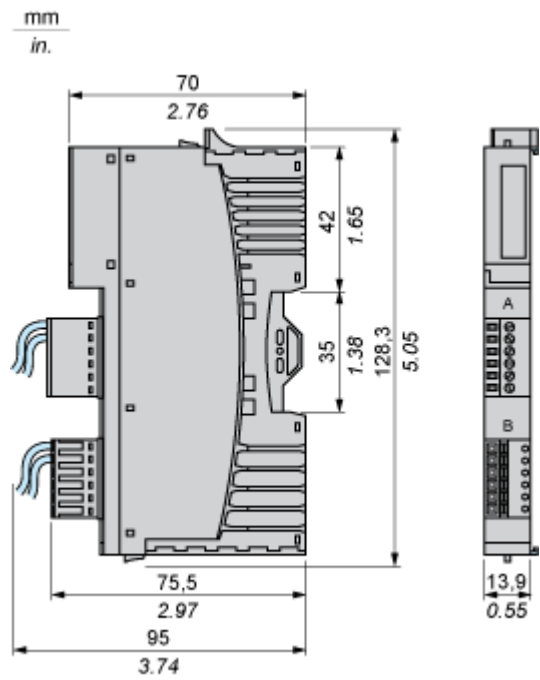
[Guide to assess a product’s sustainability >](#)

Well-being performance

 Mercury Free	
 Rohs Exemption Information	Yes
Reach Regulation	REACH Declaration
Eu Rohs Directive	Pro-active compliance (Product out of EU RoHS legal scope)
China Rohs Regulation	China RoHS declaration
Weee	The product must be disposed on European Union markets following specific waste collection and never end up in rubbish bins.
California Proposition 65	WARNING: This product can expose you to chemicals including: Lead and lead compounds, which is known to the State of California to cause cancer and birth defects or other reproductive harm. For more information go to www.P65Warnings.ca.gov

Dimensions Drawings

Dimensions

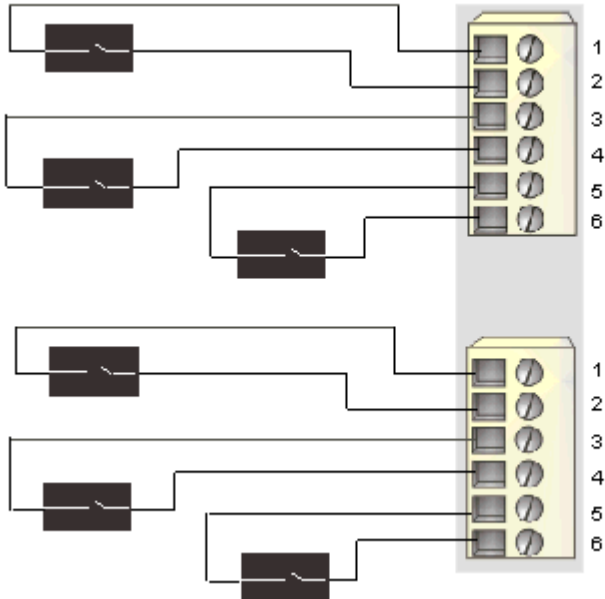


Connections and Schema

Wiring Diagram

Example

6 two-wire sensors



Pin	Top Connector	Bottom Connector
1	+24 VDC sensor bus power	+24 VDC sensor bus power
2	input from sensor 1	input from sensor 4
3	+24 VDC sensor bus power	+24 VDC sensor bus power
4	input from sensor 2	input from sensor 5
5	+24 VDC sensor bus power	+24 VDC sensor bus power
6	input from sensor 3	input from sensor 6