

Product data sheet

Specifications



Modular base controller, Modicon TSX Micro, UNI-TELWAY, 14Kwords RAM, 16 discrete inputs

TSX3710128DT1

⚠ Discontinued - Service only

⚠ Discontinued on: Dec 2, 2020

⚠ End-of-service on: Dec 31, 2020

Product availability: Non-Stock - Not normally stocked in distribution facility

Main

Range Of Product	Modicon TSX Micro automation platform
Product Or Component Type	Modular base controller
Primary Voltage	24 V 19.2...30 V DC
Input Current	2 mA 60 A
Immunity To Microbreaks	10 ms

Complementary

Number Of Slots	2
Module Type	Screw terminal discrete I/O
Discrete Input Number	16 24 V DC
Discrete Output Number	12 solid state
Integrated Connection Type	1 serial link Uni-Telway 19.2 kbit/s 1 Modbus Modbus RTU 19.2 kbit/s
Realtime Clock	With
Memory Description	Internal RAM 14 Kwords data Flash 15 Kwords data
Maximum Size Of Object Areas	1 %MWi internal words 256 %Mi 128 %KW constant words
Execution Time Per Instruction	0.25 µs Boolean without PCMCIA card 4.81 µs arithmetic REAL floating without PCMCIA card
Execution Time For 1 Kinstruction	3.03 100 % Boolean without PCMCIA card 0.25 65 % Boolean and 35 % numerical without PCMCIA card
Application Structure	1 fast task 8 event tasks 1 master task
System Overhead	1.9 ms master task
Protection Type	Short-circuit Overload protection
Total Useful Secondary Power	16 W

Price is "List Price" and may be subject to a trade discount – check with your local distributor or retailer for actual price.

Disclaimer: This documentation is not intended as a substitute for and is not to be used for determining suitability or reliability of these products for specific user applications

Electromagnetic Compatibility	Electrostatic discharge IEC 1000-4-2 level 3 Electromagnetic field immunity test IEC 1000-4-3 level 3 Resistance to fast transient IEC 1000-4-4 level 3 Immunity to impulse waves IEC 1000-4-5 Damped oscillatory wave IEC 1000-4-12 Immunity to electromagnetic interference IEC 61131-2
-------------------------------	--

Environment

Ambient Air Temperature For Operation	32...140 °F (0...60 °C)
Ambient Air Temperature For Storage	-13...158 °F (-25...70 °C)
Relative Humidity	10...95 % without condensation for operation 5...95 % without condensation for operation
Operating Altitude	0...6561.68 ft (0...2000 m)
Width	11.13 in (282.7 mm)
Height	5.94 in (151 mm)
Depth	5.98 in (152 mm)
Net Weight	4.12 lb(US) (1.87 kg)

Ordering and shipping details

Category	US1PC1422556
Discount Schedule	PC14
Gtin	3389110766271
Returnability	No
Country Of Origin	FR

Packing Units

Unit Type Of Package 1	PCE
Number Of Units In Package 1	1
Package 1 Height	6.10 in (15.500 cm)
Package 1 Width	6.57 in (16.700 cm)
Package 1 Length	7.09 in (18.000 cm)
Package 1 Weight	4.02 lb(US) (1.825 kg)
Unit Type Of Package 2	S04
Number Of Units In Package 2	6
Package 2 Height	11.81 in (30.000 cm)
Package 2 Width	15.75 in (40.000 cm)
Package 2 Length	23.62 in (60.000 cm)
Package 2 Weight	24.17 lb(US) (10.962 kg)

Contractual warranty

Warranty	18 months
----------	-----------

Sustainability

Green Premium™ label is Schneider Electric's commitment to delivering products with best-in-class environmental performance. Green Premium promises compliance with the latest regulations, transparency on environmental impacts, as well as circular and low-CO₂ products.

Guide to assessing product sustainability is a white paper that clarifies global eco-label standards and how to interpret environmental declarations.

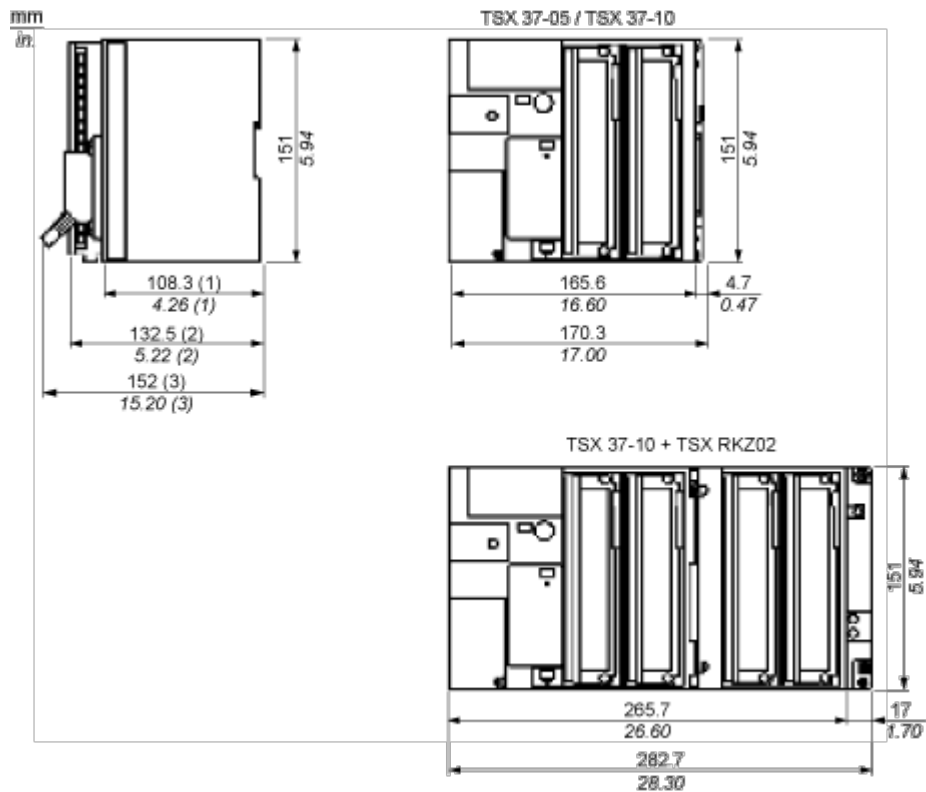
[Learn more about Green Premium >](#)

[Guide to assess a product's sustainability >](#)

Eu Rohs Directive	Not applicable, out of EU RoHS legal scope
China Rohs Regulation	China RoHS declaration
Weee	The product must be disposed on European Union markets following specific waste collection and never end up in rubbish bins.
California Proposition 65	WARNING: This product can expose you to chemicals including: Lead and lead compounds which is known to the State of California to cause Carcinogen & Reproductive harm. For more information go to www.p65warnings.ca.gov

Dimensions Drawings

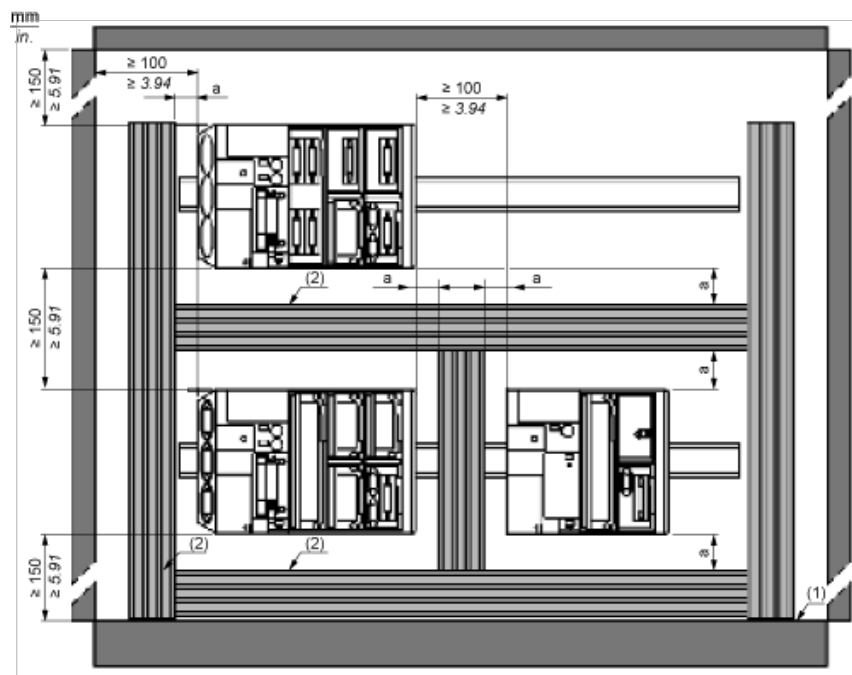
Dimensions



- (1) PLC empty.
- (2) With screw terminal block.
- (3) With HE10 or SubD connector.

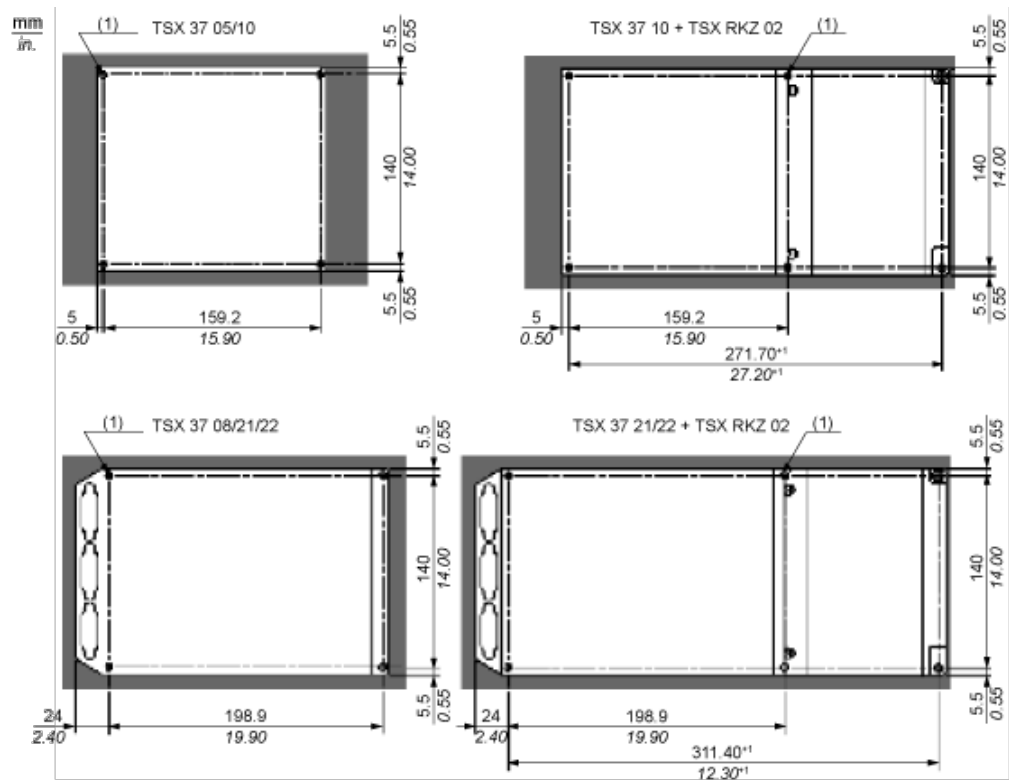
Mounting and Clearance

Spacing Requirements



- a 50 mm/1.97 in. minimum
- (1) Installation or casing
- (2) Trough or cable tray

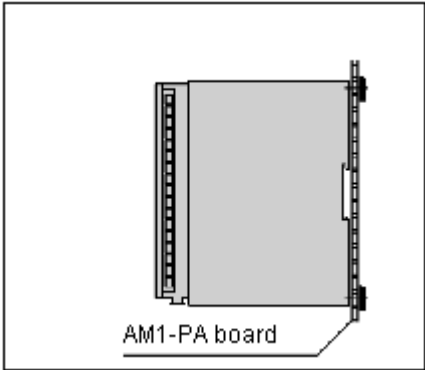
Panel/Board Mounting



(1) The diameter of the fixing holes must be sufficient to take M4 screws.

Telequick Board Mounting

Side View



Use 4 screws with M4x16AF1-VA416 captive washers and 4 M4 AF1-EA4 clip nuts.