


Product data sheet

Specifications



braking resistor, Altivar, 16Ohms, 14kW, IP23

VW3A7753

Product availability: Non-Stock - Not normally stocked in distribution facility

Price*: 2,026.80 USD

Main

Range Compatibility	Altivar Machine ATV340 Altivar Process ATV900
Product Or Component Type	Braking resistor
Ohmic Value	16 Ohm
[Ue] Rated Operational Voltage	24 V DC 250 V AC

Complementary

Product Compatibility	Variable speed drive ATV930 wall mount 18.5 kW 380...480 V severe cycle Variable speed drive ATV930 wall mount 22 kW 380...480 V severe cycle Variable speed drive ATV930 wall mount 30 kW 380...480 V severe cycle Variable speed drive ATV930 wall mount 7.5 kW 200...240 V severe cycle Variable speed drive ATV950 wall mount 18.5 kW 380...480 V severe cycle Variable speed drive ATV950 wall mount 22 kW 380...480 V severe cycle Variable speed drive ATV950 wall mount 30 kW 380...480 V severe cycle Variable speed drive ATV340 15 kW 380...480 V severe cycle Variable speed drive ATV340 18 kW 380...480 V severe cycle Variable speed drive ATV340 22 kW 380...480 V severe cycle Variable speed drive ATV930 22 kW 500...690 V severe cycle Variable speed drive ATV930 30 kW 500...690 V severe cycle Variable speed drive ATV930 37 kW 500...690 V severe cycle Variable speed drive ATV930 30 hp 600 V severe cycle Variable speed drive ATV930 40 hp 600 V severe cycle Variable speed drive ATV930 50 hp 600 V severe cycle
Duty Cycle	Severe cycle (heavy duty) <54 s braking with 100 % braking torque for a 120 s cycle Severe cycle (heavy duty) <6 s braking with 165 % braking torque for a 120 s cycle
Average Power Available	14 kW 122 °F (50 °C)
Electrical Connection	terminal <= 2.5 mm² / AWG 12 temperature control switch M6 bar wire drive
Protection Type	Thermal protection via drive or temperature control switch 120 °C
Width	21.26 in (540 mm)
Height	23.82 in (605 mm)
Depth	41.73 in (1060 mm)
Net Weight	106.92 lb(US) (48.5 kg)

Environment

Ip Degree Of Protection	IP23
Ambient Air Temperature For Storage	-13...158 °F (-25...70 °C)
Ambient Air Temperature For Operation	32...122 °F (0...50 °C)

Price is "List Price" and may be subject to a trade discount – check with your local distributor or retailer for actual price.

Disclaimer: This documentation is not intended as a substitute for and is not to be used for determining suitability or reliability of these products for specific user applications

Ordering and shipping details

Category	US1CP4E22209
Discount Schedule	CP4E
Gtin	3606480802454
Returnability	No
Country Of Origin	US

Packing Units

Unit Type Of Package 1	PCE
Number Of Units In Package 1	1
Package 1 Height	31.50 in (80.000 cm)
Package 1 Width	36.22 in (92.000 cm)
Package 1 Length	47.24 in (120.000 cm)
Package 1 Weight	160.94 lb(US) (73.000 kg)

Sustainability





Green Premium™ label is Schneider Electric's commitment to delivering products with best-in-class environmental performance. Green Premium promises compliance with the latest regulations, transparency on environmental impacts, as well as circular and low-CO₂ products.

Guide to assessing product sustainability is a white paper that clarifies global eco-label standards and how to interpret environmental declarations.

[Learn more about Green Premium >](#)

[Guide to assess a product's sustainability >](#)

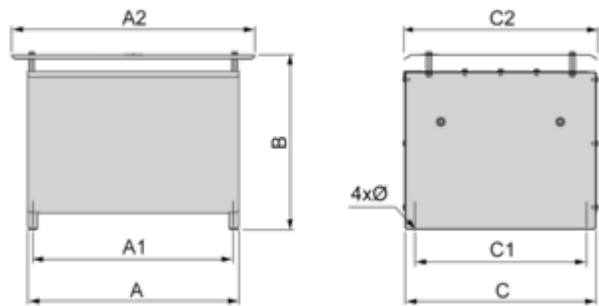
Well-being performance

 Reach Free Of Svhc	
 Toxic Heavy Metal Free	
 Mercury Free	
 Rohs Exemption Information	Yes
Reach Regulation	REACH Declaration
Eu Rohs Directive	Pro-active compliance (Product out of EU RoHS legal scope) EU RoHS Declaration
China Rohs Regulation	China RoHS declaration
California Proposition 65	WARNING: This product can expose you to chemicals including: Lead and lead compounds, which is known to the State of California to cause cancer and birth defects or other reproductive harm. For more information go to www.P65Warnings.ca.gov

Dimensions Drawings

Dimensions

Right Side and Front View



Dimensions in mm

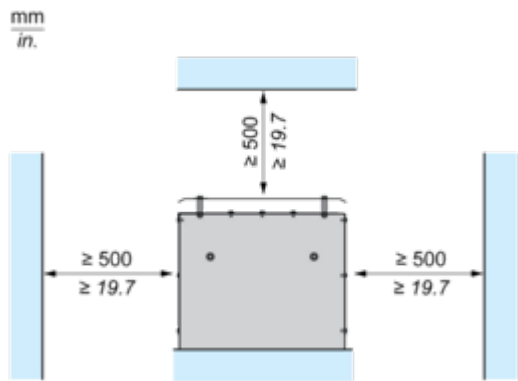
A	B	C	A1	C1	A2	C2	Ø
940	605	485	920	380	1060	540	9 x 12

Dimensions in in.

A	B	C	A1	C1	A2	C2	Ø
37.00	23.82	19.09	36.22	14.96	41.73	21.26	0.35 x 0.47

Mounting and Clearance

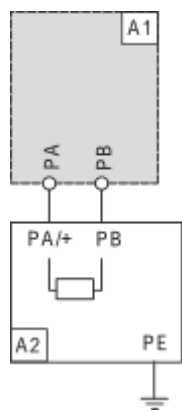
Clearances



Connections and Schema

Recommended Schema

1 Braking Resistor

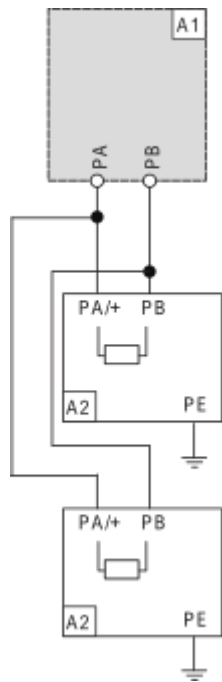


A1 : Drive or external braking unit

A2 : Braking resistor

PA, PB : Bus DC

2 Braking Resistors



A1 : Drive or external braking unit

A2 : Braking resistor

PA, PB : Bus DC