Product data sheet

Specifications

Monolithic pilot light, Harmony XB7, plastic, orange, 22mm, integral LED, 230...240V AC

XB7EV08MP

Product availability: Non-Stock - Not normally stocked in distribution facility

Price*: 36.00 USD

Main

Range Of Product	Harmony XB7
Product Or Component Type	Pilot light
Device Short Name	XB7
Mounting Diameter	0.87 in (22 mm)
Sale Per Indivisible Quantity	10
Shape Of Signaling Unit Head	Round
Cap/Operator Or Lens Colour	Orange
Light Source	LED
Bulb Base	Integral LED
[Us] Rated Supply Voltage	230...240 V AC 50/60 Hz
Device Presentation	Monolithic product

Complementary

Height	1.14 in (29 mm)
Width	1.14 in (29 mm)
Depth	2.13 in (54 mm)
Terminals Description Iso N°1	(X1-X2)PL
Net Weight	0.04 lb(US) (0.02 kg)
Device Mounting	Fixing hole 0.89 in (22.5 mm) 22.3 +0.4/0 IEC 60947-5-1
Fixing Center	>= 30 x 40 mm support panel) metal 0.04…0.24 in (1…6 mm) >= 30 x 40 mm support panel) plastic 0.08…0.24 in (2…6 mm)
Fixing Mode	Fixing nut beneath head 17.70…21.24 lbf.in (2…2.4 N.m)
Connections - Terminals	Screw clamp terminals, <= 2 x 1.5 mm² with cable end IEC 60947-1 Screw clamp terminals, 1 x 0.22...2 x 2.5 mm² without cable end IEC 60947-1
Tightening Torque	7.08…10.62 lbf.in (0.8…1.2 N.m) IEC 60947-1
Shape Of Screw Head	Cross JIS No 1 Cross Philips no 1 Cross pozidriv No 1 Slotted flat Ø 4 mm Slotted flat Ø 5.5 mm
[Ui] Rated Insulation Voltage	250 V 3)IEC 60947-1
[Uimp] Rated Impulse Withstand Voltage	6 kV IEC 60947-1

Price is “List Price” and may be subject to a trade discount – check with your local distributor or retailer for actual price.

Disclaimer: This documentation is not intended as a substitute for and is not to be used for determining suitability or reliability of these products for specific user applications

Signalling Type	Steady
Supply Voltage Limits	195…264 V AC
Current Consumption	16...20 mA
Service Life	70000 h at rated voltage and 25 °C

Environment

Protective Treatment	TH
Ambient Air Temperature For Storage	-40…158 °F (-40…70 °C)
Ambient Air Temperature For Operation	-13…158 °F (-25…70 °C)
Overvoltage Category	Class II IEC 60536
Ip Degree Of Protection	IP20 IEC 60529 rear face) IP65 IEC 60529 front face)
Nema Degree Of Protection	NEMA 4 UL 50 E NEMA 12 UL 50 E
Standards	IEC 60947-5-1 IEC 60947-1 UL 508 JIS C8201-5-1 CSA C22.2 No 14 JIS C8201-1
Vibration Resistance	5 gn 2…500 Hz)IEC 60068-2-6
Shock Resistance	50 gn 11 ms) half sine wave acceleration IEC 60068-2-27
Electromagnetic Compatibility	Disturbing field emission class B conforming to IEC 55011

Ordering and shipping details

Category	US10CS222464
Discount Schedule	0CS2
Gtin	3389119021920
Returnability	No
Country Of Origin	ID

Packing Units

Unit Type Of Package 1	PCE
Number Of Units In Package 1	1
Package 1 Height	2.36 in (6.000 cm)
Package 1 Width	3.94 in (10.000 cm)
Package 1 Length	5.91 in (15.000 cm)
Package 1 Weight	0.67 oz (19.000 g)
Unit Type Of Package 2	BB1
Number Of Units In Package 2	10
Package 2 Height	2.36 in (6.000 cm)
Package 2 Width	3.94 in (10.000 cm)
Package 2 Length	5.91 in (15.000 cm)
Package 2 Weight	7.02 oz (199.000 g)
Unit Type Of Package 3	S01

Number Of Units In Package 3	100
Package 3 Height	5.91 in (15.000 cm)
Package 3 Width	5.91 in (15.000 cm)
Package 3 Length	15.75 in (40.000 cm)
Package 3 Weight	5.08 lb(US) (2.303 kg)

Contractual warranty

Warranty	18 months

Sustainability

Green Premium™ label is Schneider Electric's commitment to delivering products with best-in-class environmental performance. Green Premium promises compliance with the latest regulations, transparency on environmental impacts, as well as circular and low-CO_2 products.

Guide to assessing product sustainability is a white paper that clarifies global eco-label standards and how to interpret environmental declarations.

Learn more about Green Premium >

Guide to assess a product's sustainability >

Transparency RoHS/REACh

Well-being performance

Reach Free Of Svhc	
Toxic Heavy Metal Free	
Mercury Free	
Rohs Exemption Information	Yes

Certifications & Standards

Reach Regulation	REACh Declaration
Eu Rohs Directive	Pro-active compliance (Product out of EU RoHS legal scope) EU RoHS Declaration
China Rohs Regulation	China RoHS declaration
Environmental Disclosure	Product Environmental Profile
Weee	The product must be disposed on European Union markets following specific waste collection and never end up in rubbish bins.
Circularity Profile	End of Life Information
California Proposition 65	WARNING: This product can expose you to chemicals including: Lead and lead compounds, which is known to the State of California to cause cancer and birth defects or other reproductive harm. For more information go to www.P65Warnings.ca.gov

Dimensions Drawings

Pilot Light with Screw Terminal

Dimensions

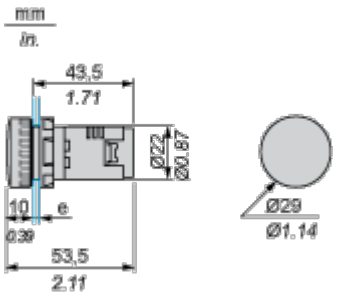

e Support panel thickness: 1 to 6 mm/0.4 to 0.24 in. (metal), 2 to 6 mm/0.8 to 0.24 in. (plastic).

Mounting and Clearance

Mounting

Diameter of Finished Fixing Holes

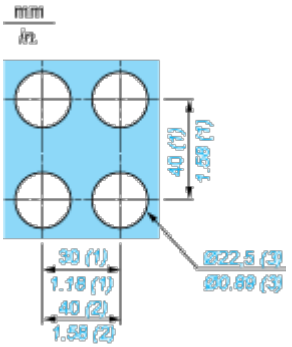

(1) Minimum value.

(2) 40 mm/1.58 in. for Emergency switching off pushbutton only.

(3) Standard value: Ø 22.3 (0; + 0.4) mm/Ø 0.88 (0; + 0.02) in.

Faston Clip Connection

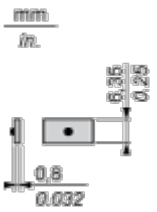

“U” Type Tag Connection

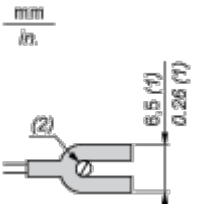

(1) 6.5 mm/0.26 in. recommended, 7 mm/0.28 in. max.

(2) M3 screw clamp terminal.

Connections and Schema

Wiring Diagram

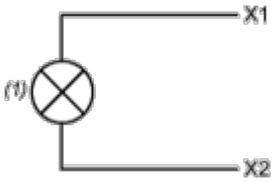

(1) LED