Product data sheet

Specifications

Monolithic push button, Harmony XB7, plastic, green, 22mm, spring return, unmarked, 1NO

XB7NA31

Product availability: Stock - Normally stocked in distribution facility

Price*: 19.25 USD

Main

Range Of Product	Harmony XB7
Product Or Component Type	Push-button
Device Short Name	XB7
Mounting Diameter	0.87 in (22 mm)
Sale Per Indivisible Quantity	10
Ip Degree Of Protection	IP20 IEC 60529 rear face) IP65 IEC 60529 front face)
Shape Of Signaling Unit Head	Round
Type Of Operator	spring return
Operator Profile	Green flush, unmarked
Contacts Type And Composition	1 NO
Connections - Terminals	Screw clamp terminals, <= 2 x 1.5 mm² with cable end IEC 60947-1 Screw clamp terminals, 1 x 0.34...2 x 2.5 mm² without cable end IEC 60947-1
Device Presentation	Monolithic product

Complementary

Cad Overall Width	1.14 in (29 mm)
Cad Overall Height	1.14 in (29 mm)
Cad Overall Depth	2.03 in (51.5 mm)
Terminals Description Iso N°1	(13-14)NO
Net Weight	0.05 lb(US) (0.021 kg)
Device Mounting	Fixing hole 0.89 in (22.5 mm) 22.3 +0.4/0 IEC 60947-1
Fixing Center	>= 30 x 40 mm support panel) metal 0.04…0.24 in (1…6 mm) >= 30 x 40 mm support panel) plastic 0.08…0.24 in (2…6 mm)
Fixing Mode	Fixing nut beneath head 17.70…21.24 lbf.in (2…2.4 N.m)
Contact Operation	Slow-break
Positive Opening	With (only NO)
Mechanical Durability	1000000 cycles
Tightening Torque	7.08…10.62 lbf.in (0.8…1.2 N.m) IEC 60947-1

Price is “List Price” and may be subject to a trade discount – check with your local distributor or retailer for actual price.

Disclaimer: This documentation is not intended as a substitute for and is not to be used for determining suitability or reliability of these products for specific user applications

Shape Of Screw Head	Cross JIS No 1 Cross Philips no 1 Cross pozidriv No 1 Slotted flat Ø 4 mm Slotted flat Ø 5.5 mm
Short-Circuit Protection	4 A cartridge fuse gG IEC 60947-5-1
[Ui] Rated Insulation Voltage	250 V 3)IEC 60947-1
[Uimp] Rated Impulse Withstand Voltage	4 kV IEC 60947-1
[Ie] Rated Operational Current	0.1 A 250 V, DC-13, R300 IEC 60947-5-1 0.22 A 125 V, DC-13, R300 IEC 60947-5-1 0.3 A 240 V, AC-14, D300 IEC 60947-5-1 0.6 A 120 V, AC-14, D300 IEC 60947-5-1
Electrical Durability	1000000 cycles, DC-13, 0.3 A 24 V 216000 cyc/mn 0.5 IEC 60947-5-1 appendix C 1000000 cycles, AC-15, 0.03 A 230 V 216000 cyc/mn 0.5 IEC 60947-5-1 appendix C 1000000 cycles, AC-15, 0.09 A 240 V 108000 cyc/mn 0.5 IEC 60947-5-1 appendix C
Electrical Reliability	Λ <= 10exp(-6) 17 V, 5 mA IEC 60947-5-4

Environment

Protective Treatment	TH
Ambient Air Temperature For Storage	-40…158 °F (-40…70 °C)
Ambient Air Temperature For Operation	-13…158 °F (-25…70 °C)
Overvoltage Category	Class II IEC 61140
Nema Degree Of Protection	NEMA 12 UL 50 E NEMA 3 UL 50 E
Standards	UL 508 CSA C22.2 No 14 JIS C8201-5-1 IEC 60947-5-1 IEC 60947-1 JIS C8201-1
Product Certifications	GOST CCC
Vibration Resistance	5 gn 2…500 Hz)IEC 60068-2-6
Shock Resistance	50 gn 11 ms) half sine wave acceleration IEC 60068-2-27 30 gn 18 ms) half sine wave acceleration IEC 60068-2-27

Ordering and shipping details

Category	US10CS222464
Discount Schedule	0CS2
Gtin	3606480470011
Returnability	Yes
Country Of Origin	ID

Packing Units

Unit Type Of Package 1	PCE
Number Of Units In Package 1	1
Package 1 Height	2.76 in (7.0 cm)
Package 1 Width	3.74 in (9.5 cm)
Package 1 Length	5.91 in (15.0 cm)

Package 1 Weight	0.71 oz (20.0 g)
Unit Type Of Package 2	BAG
Number Of Units In Package 2	10
Package 2 Height	3.94 in (10.0 cm)
Package 2 Width	2.76 in (7.0 cm)
Package 2 Length	5.91 in (15.0 cm)
Package 2 Weight	7.05 oz (200.0 g)
Unit Type Of Package 3	S01
Number Of Units In Package 3	100
Package 3 Height	5.91 in (15.0 cm)
Package 3 Width	5.91 in (15.0 cm)
Package 3 Length	15.75 in (40.0 cm)
Package 3 Weight	4.91 lb(US) (2.225 kg)

Contractual warranty

Warranty	18 months

Sustainability

Green Premium™ label is Schneider Electric's commitment to delivering products with best-in-class environmental performance. Green Premium promises compliance with the latest regulations, transparency on environmental impacts, as well as circular and low-CO_2 products.

Guide to assessing product sustainability is a white paper that clarifies global eco-label standards and how to interpret environmental declarations.

Learn more about Green Premium >

Guide to assess a product's sustainability >

Transparency RoHS/REACh

Well-being performance

Toxic Heavy Metal Free	
Mercury Free	
Rohs Exemption Information	Yes

Certifications & Standards

Reach Regulation	REACh Declaration
Eu Rohs Directive	Pro-active compliance (Product out of EU RoHS legal scope) EU RoHS Declaration
China Rohs Regulation	China RoHS declaration
Environmental Disclosure	Product Environmental Profile
Weee	The product must be disposed on European Union markets following specific waste collection and never end up in rubbish bins.
Circularity Profile	End of Life Information
California Proposition 65	WARNING: This product can expose you to chemicals including: Di-isodecyl phthalate (DIDP), which is known to the State of California to cause birth defects or other reproductive harm. For more information go to www.P65Warnings.ca.gov

Dimensions Drawings

Pushbutton, Flush Type

Dimensions

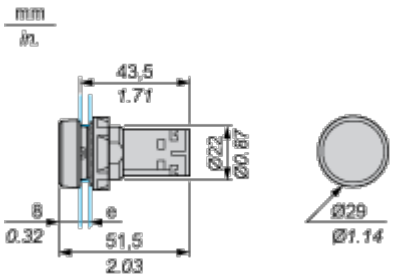

e Support panel thickness: 1 to 6 mm/0.4 to 0.24 in. (metal), 2 to 6 mm/0.8 to 0.24 in. (plastic).

Mounting and Clearance

Mounting

Diameter of Finished Fixing Holes

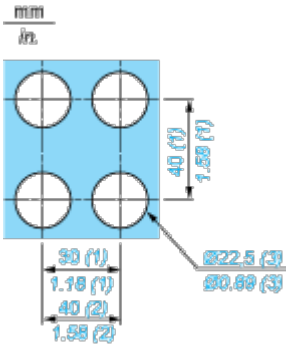

(1) Minimum value.

(2) 40 mm/1.58 in. for Emergency switching off pushbutton only.

(3) Standard value: Ø 22.3 (0; + 0.4) mm/Ø 0.88 (0; + 0.02) in.

“U” Type Tag Connection

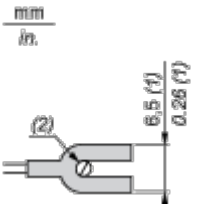

(1) 6.5 mm/0.26 in. recommended, 7 mm/0.28 in. max.

(2) M3 screw clamp terminal.

Connections and Schema

Wiring Diagram