

Product datasheet

Specifications



5”7 LCD TFT color controller panel - 16 inputs/16 outputs source

XBTGC2330T

Main

| | |
|---------------------------|------------------------------------|
| Range Of Product | Magelis XBT GC, GT/GK with control |
| Product Or Component Type | Small touch HMI controller |
| Display Size | 5.7 inch |
| Display Type | Backlit colour TFT LCD |
| Display Colour | 65000 colours |
| Pixel Resolution | 320 x 240 pixels QVGA |
| Touch Panel | Analogue |
| [Us] Rated Supply Voltage | 24 V DC |
| Supply | External source |
| Supply Voltage Limits | 19.2...28.8 V |
| Enclosure Material | PPT |

Complementary

| | |
|----------------------------|--|
| Backlight Lifespan | 50000 hours |
| Brightness | 8 levels via touch panel |
| Contrast | 8 levels via touch panel |
| Character Font | ASCII Japanese (ANK, Kanji) Korean Chinese (simplified Chinese) Taiwanese (traditional Chinese) |
| Inrush Current | 30 A |
| Power Consumption In W | 27 W |
| Local Signalling | 1 LED green for normal operation |
| Number Of Pages | Limited by internal memory capacity |
| Software Designation | SoMachine |
| Operating System | Magelis |
| Processor Name | CPU RISC |
| Processor Frequency | 131 MHz |
| Memory Description | Application memory 16 MB Back up of data 512 KB |
| Integrated Connection Type | 1 USB port (V1.1) USB type A Power supply removable screw terminal block COM1 serial link male SUB-D 9 <= 115.2 kbits/s RS232C/RS422/RS485 1 Ethernet TCP/IP RJ45 |

Disclaimer: This documentation is not intended as a substitute for and is not to be used for determining suitability or reliability of these products for specific user applications

| | |
|-----------------------------------|--|
| I/O Expansion Capacity | 3 M238 modules |
| Realtime Clock | Built-in |
| Downloadable Protocols | Third party protocols Modbus Modbus TCP/IP Uni-TE |
| Fixing Mode | By 4 screw clips, mounting on 1.6...5 mm thick panel |
| Marking | CE |
| Discrete Input Number | 16 |
| Discrete Input Voltage | 24 V |
| Discrete Input Voltage Type | DC |
| Number Of Common Point | 11/20 |
| Input Voltage Limits | 20.4...28.8 V |
| Discrete Input Logic | Source |
| Discrete Input Current | 5 mA for other I0.i 6.5 mA for I0.0, I0.2, I0.4, I0.6 |
| Input Impedance | 3.7 kOhm for I0.0, I0.2, I0.4, I0.6 4.7 kOhm for other I0.i |
| Filter Time | 0.5...20 ms at state 0 0.5...20 ms at state 1 |
| Isolation Between Channels | None |
| Discrete Output Number | 16 |
| Discrete Output Type | Transistor |
| Discrete Output Voltage | 24 V |
| Output Voltage Limits | 20.4...28.8 V |
| Discrete Output Logic | Source |
| Discrete Output Current | 0.2 A |
| Maximum Current Per Output Common | 1.6 A |
| Response Time | 5 µs at state 0 Q0.0...Q0.3 5 µs at state 1 Q0.0...Q0.3 500 µs at state 0 other Q0.i 500 µs at state 1 other Q0.i |
| [Ures] Residual Voltage | 0.5 V at state 1 |
| Maximum Leakage Current | 0.1 mA |
| Short-Circuit Protection | 2.5 A fuse |
| Height | 135 mm |
| Width | 167.4 mm |
| Depth | 77.6 mm |
| Net Weight | 1 kg |

Environment

| | |
|-------------------------|--|
| Immunity To Microbreaks | 3 ms |
| Standards | CSA C22.2 No 14 FCC Class A UL 1604 UL 508 IEC 61000-6-2 EN 61131-2 |

| | |
|---------------------------------------|--|
| Product Certifications | CSA UL class 1 Div2 T4A ou T5 cULus C-Tick |
| Ambient Air Temperature For Operation | 0...50 °C |
| Ambient Air Temperature For Storage | -20...60 °C |
| Relative Humidity | 10...90 % without condensation |
| Operating Altitude | <= 2000 m |
| Ip Degree Of Protection | IP20 (rear panel) conforming to IEC 60529 IP65 (front panel) conforming to IEC 60529 |
| Nema Degree Of Protection | NEMA 4X front panel |
| Shock Resistance | 147 m/s ² conforming to IEC 60068-2-27 |
| Vibration Resistance | +/- 3.5 mm (f = 5...9 Hz) conforming to IEC 60068-2-6 1 gn (f = 9...150 Hz) conforming to IEC 60068-2-6 |
| Resistance To Electromagnetic Fields | 10 V/m conforming to IEC 61000-4-3 |

Packing Units

| | |
|------------------------------|---------|
| Unit Type Of Package 1 | PCE |
| Number Of Units In Package 1 | 1 |
| Package 1 Height | 17.5 cm |
| Package 1 Width | 27.0 cm |
| Package 1 Length | 22.5 cm |
| Package 1 Weight | 1.45 kg |
| Unit Type Of Package 2 | CAR |
| Number Of Units In Package 2 | 4 |
| Package 2 Height | 37.0 cm |
| Package 2 Width | 33.0 cm |
| Package 2 Length | 47.0 cm |
| Package 2 Weight | 5.8 kg |
| Unit Type Of Package 3 | P06 |
| Number Of Units In Package 3 | 8 |
| Package 3 Height | 49.0 cm |
| Package 3 Width | 80.0 cm |
| Package 3 Length | 60.0 cm |
| Package 3 Weight | 18.6 kg |

Sustainability



Green Premium™ label is Schneider Electric's commitment to delivering products with best-in-class environmental performance. Green Premium promises compliance with the latest regulations, transparency on environmental impacts, as well as circular and low-CO₂ products.

Guide to assessing product sustainability is a white paper that clarifies global eco-label standards and how to interpret environmental declarations.

[Learn more about Green Premium >](#)

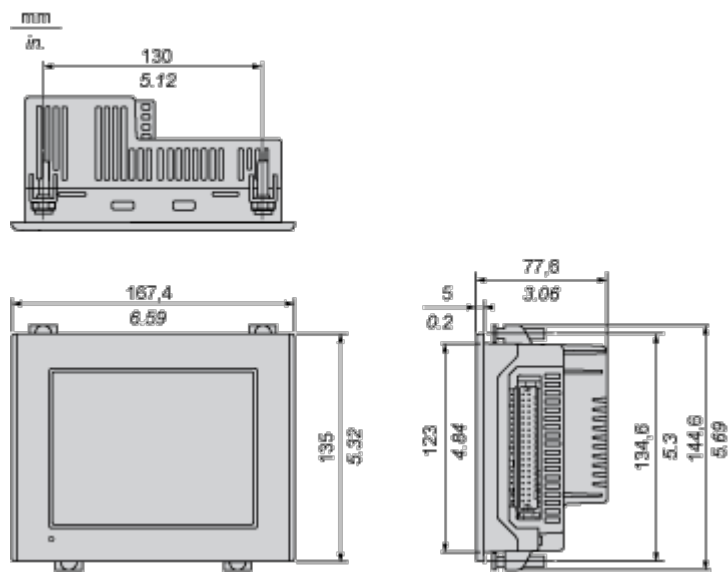
[Guide to assess a product's sustainability >](#)

Well-being performance

| | |
|--|---|
|  Mercury Free | |
|  Rohs Exemption Information | Yes |
| Eu Rohs Directive | Pro-active compliance (Product out of EU RoHS legal scope) |
| China Rohs Regulation | China RoHS declaration |
| Weee | The product must be disposed on European Union markets following specific waste collection and never end up in rubbish bins |

Dimensions Drawings

Dimensions

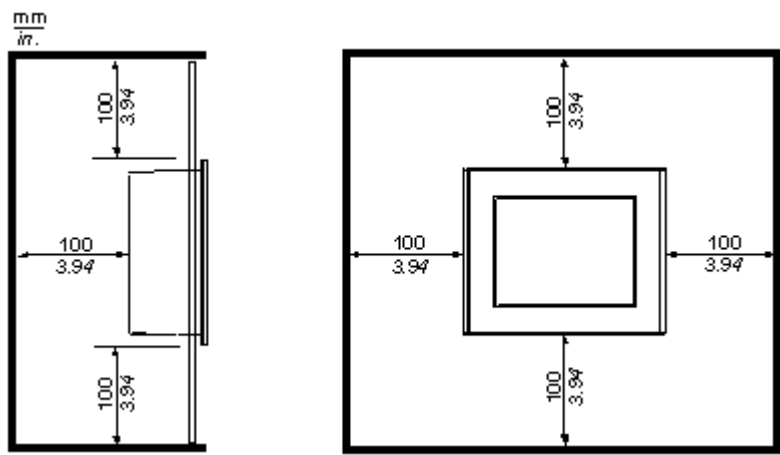


Mounting and Clearance

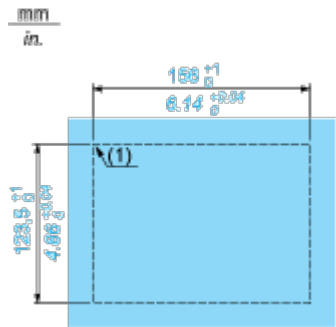
Clearance

Installation Requirements

For easier maintenance, operation and improved ventilation, be sure to install the unit at least 100 mm (3.94 in) away from adjacent structures and other equipment:



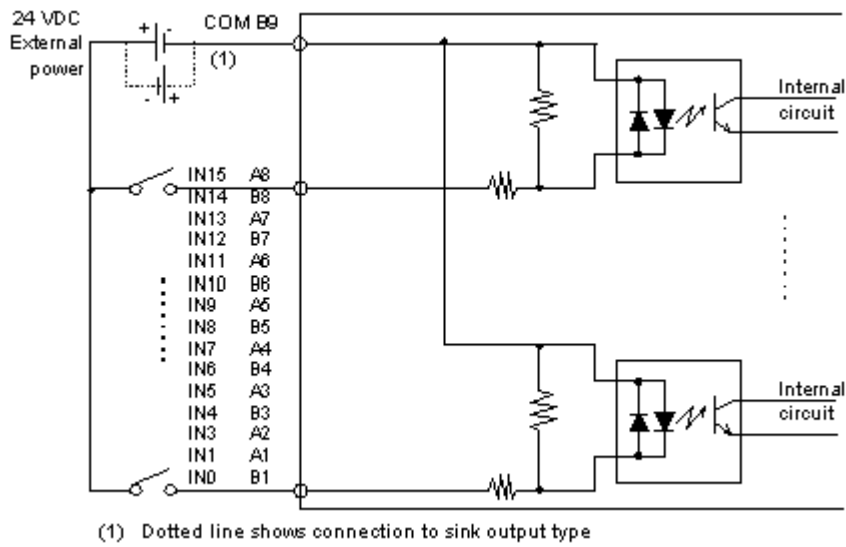
Panel Cut-out Dimensions



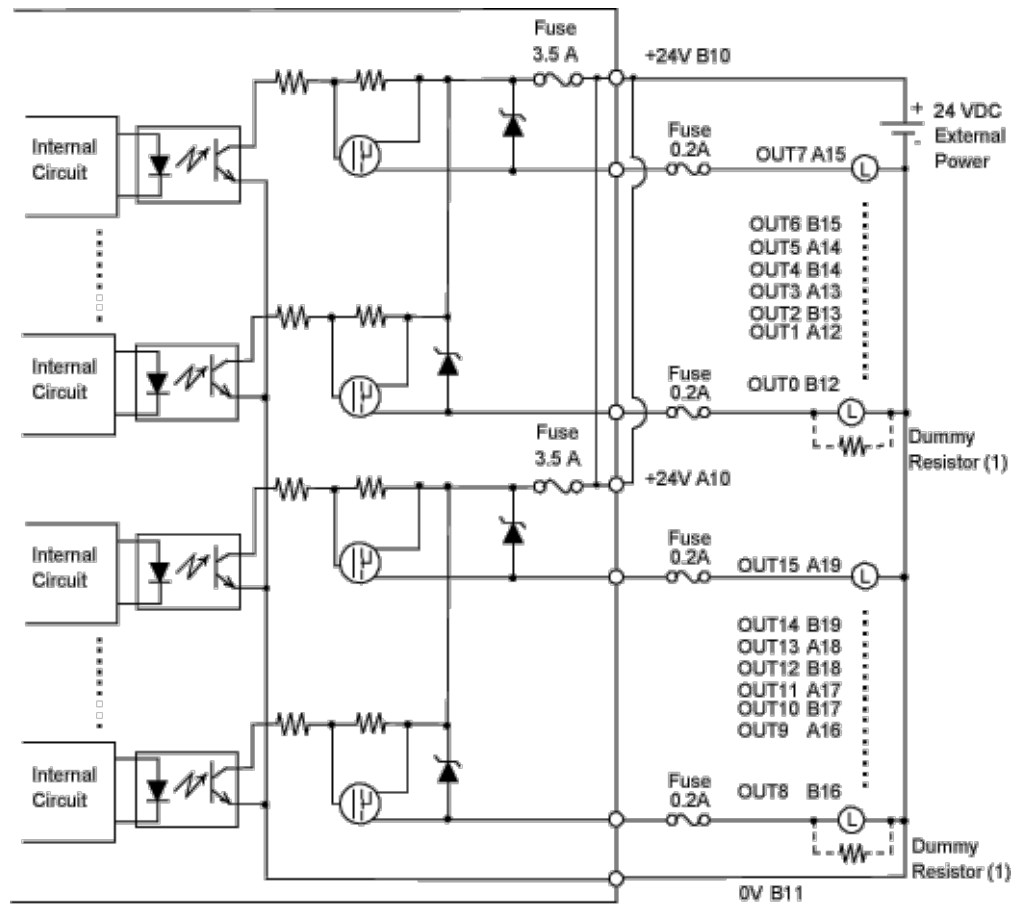
Connections and Schema

Wiring Diagrams

Input Circuit



Output Circuit (Source)



(1) (Example) The output delay time (OFF to ON) is 1.5 μ s where the output current is 50 mA. Install an external dummy resistor to increase the amount of current when faster response is required when the load is light.

