

Product data sheet

Specifications



analog isolated high level output module, Modicon X80, 4 O, 0 to 20mA, 4 to 20mA, 10V positive or negative, severe environment

BMXAMO0410H

Main

Range Of Product	Modicon X80
Product Or Component Type	Analog output module
Product Specific Application	For severe environments
Electrical Connection	20 ways 1 connector
Isolation Between Channels	Isolated

Complementary

Measurement Error	0.1 % of full scale 25 °C <= 0.45 % of full scale - 25...70 °C
Temperature Drift	45 ppm/°C +/- 10 V 45 ppm/°C 0...20 mA 45 ppm/°C 4...20 mA
Minimum Crosstalk Attenuation	80 dB
Common Mode Rejection	100 dB
Isolation Voltage	1400 V DC between channels and ground 1400 V DC between channels and bus 750 V DC between channels
Detection Type	Open circuit 0...20 mA Open circuit 4...20 mA Short circuit +/- 10 V
Load Impedance Ohmic	>= 1000 Ohm +/- 10 V <= 500 Ohm 0...20 mA <= 500 Ohm 4...20 mA
Output Level	High level
Analogue Output Number	4
Analogue Output Type	Current: 0...20 mA Current: 4...20 mA Voltage: +/- 10 V
Analogue Output Resolution	15 bits + sign
Supply	Internal power supply via rack
Conversion Time	<= 1 ms
Maximum Conversion Value	0...21 mA 0...20 mA 0...21 mA 4...20 mA +/- 10.5 V +/- 10 V
Fallback Mode	Configurable Predefined
Mtbf Reliability	1000000 H
Operating Altitude	0...2000 m 2000...5000 m with derating factor

Disclaimer: This documentation is not intended as a substitute for and is not to be used for determining suitability or reliability of these products for specific user applications

Status Led	1 LED (green) RUN 1 LED per channel (green) channel diagnostic 1 LED (red) ERR 1 LED (red) I/O
Net Weight	0.15 kg
Power Consumption In W	3 W 24 V DC typical 3.6 W 24 V DC maximum 0.45 W 3.3 V DC typical 0.51 W 3.3 V DC maximum
Current Consumption	150 mA at 3.3 V DC 140 mA at 24 V DC

Environment

Vibration Resistance	3 gn
Shock Resistance	30 gn
Ambient Air Temperature For Storage	-40...85 °C
Ambient Air Temperature For Operation	-25...70 °C
Relative Humidity	5...95 % at 55 °C without condensation
Ip Degree Of Protection	IP20
Directives	2014/35/EU - low voltage directive 2014/30/EU - electromagnetic compatibility
Product Certifications	CE RCM CSA EAC Merchant Navy UL ATEX IEC-Ex
Standards	EN/IEC 61010-2-201 EN/IEC 61131-2 UL 61010-2-201 CSA C22.2 No 61010-2-201
Environmental Characteristic	Gas resistant class Gx Gas resistant class 3C4 Dust resistant class 3S4 Sand resistant class 3S4 Salt resistant level 2 Mold growth resistant class 3B2 Fungal spore resistant class 3B2 Hazardous location
Protective Treatment	Conformal coating

Packing Units

Unit Type Of Package 1	PCE
Number Of Units In Package 1	1
Package 1 Height	5.500 cm
Package 1 Width	11.600 cm
Package 1 Length	11.800 cm
Package 1 Weight	222.000 g
Unit Type Of Package 2	S02
Number Of Units In Package 2	15
Package 2 Height	15.000 cm

Package 2 Width	30.000 cm
Package 2 Length	40.000 cm
Package 2 Weight	3.624 kg

Contractual warranty

Warranty	18 months
----------	-----------

Sustainability



Green Premium™ label is Schneider Electric's commitment to delivering products with best-in-class environmental performance. Green Premium promises compliance with the latest regulations, transparency on environmental impacts, as well as circular and low-CO₂ products.

Guide to assessing product sustainability is a white paper that clarifies global eco-label standards and how to interpret environmental declarations.

[Learn more about Green Premium >](#)

[Guide to assess a product's sustainability >](#)

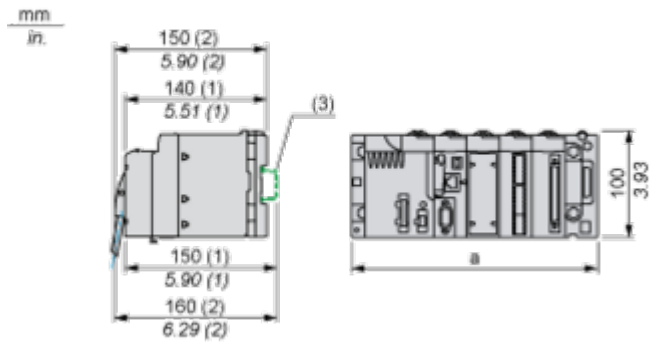
Well-being performance

 Mercury Free	
 Rohs Exemption Information	Yes
Reach Regulation	REACH Declaration
Eu Rohs Directive	Pro-active compliance (Product out of EU RoHS legal scope)
China Rohs Regulation	China RoHS declaration
Weee	The product must be disposed on European Union markets following specific waste collection and never end up in rubbish bins
California Proposition 65	WARNING: This product can expose you to chemicals including: Lead and lead compounds, which is known to the State of California to cause cancer and birth defects or other reproductive harm. For more information go to www.P65Warnings.ca.gov

Dimensions Drawings

Modules Mounted on Racks

Dimensions

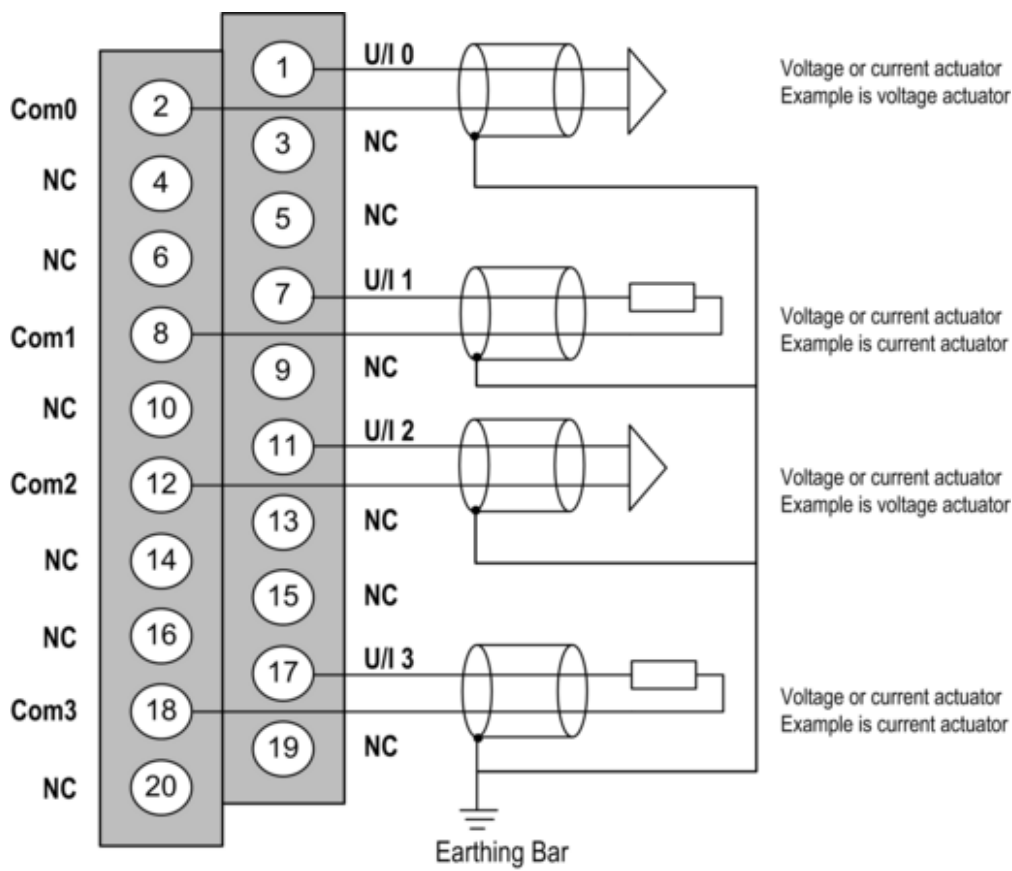


- (1) With removable terminal block (cage, screw or spring).
(2) With FCN connector.
(3) On AM1 ED rail: 35 mm wide, 15 mm deep. Only possible with BMXXBP0400/0400H/0600/0600H/0800/0800H rack.

Rack references	a in mm	a in in.
BMXXBP0400 and BMXXBP0400H	242.4	09.54
BMXXBP0600 and BMXXBP0600H	307.6	12.11
BMXXBP0800 and BMXXBP0800H	372.8	14.68
BMXXBP1200 and BMXXBP1200H	503.2	19.81

Connections and Schema

Wiring Diagram



U/Ix + pole input for channel x
COMx - pole input for channel x
Channel 0 Voltage actuator
Channel 1 Current actuator
The current loop is self-powered by the output and does not request any external supply.