

Product data sheet

Specifications



Discrete output module, Modicon X80, 8 NO relay outputs, 24 to 240V AC / 24V DC, for severe environments

BMXDRA0805H

⚠ Discontinued - Service only

⚠ Discontinued on: Jun 30, 2022

⚠ To be end-of-service on: Jun 30, 2030

Main

Range Of Product	Modicon X80
Product Or Component Type	Discrete output module
Product Specific Application	For severe environments
Discrete Output Number	8 conforming to EN/IEC 61131-2
Discrete Output Type	Relay
Discrete Output Voltage	24...240 V 19...264 V AC 12...24 V 10...34 V DC

Complementary

[Ith] Conventional Free Air Thermal Current	3 A
Insulation Resistance	> 10 MOhm 500 V DC
Power Dissipation In W	2.7 W
Response Time On Output	< 10 ms activation < 8 ms deactivation
Typical Current Consumption	79 mA at 3.3 V DC
Mtbf Reliability	2119902 H
Output Overload Protection	Use 1 fast blow fuse per channel or group of channel
Output Overvoltage Protection	Use discharge diode on each output DC Use RC circuit on each output AC Use ZNO surge limiter on each output AC
Output Short-Circuit Protection	Use 1 fast blow fuse per channel or group of channel
Minimum Switching Current	10 mA 5 V DC

Disclaimer: This documentation is not intended as a substitute for and is not to be used for determining suitability or reliability of these products for specific user applications

Electrical Durability	AC-15: 100000 cycles at 132 VA 200...240 V at 70 °C AC-15: 100000 cycles at 220 VA 200...240 V at -25...60 °C (load factor 0.35) AC-12: 1000000 cycles at 110 VA 110...120 V at -25...60 °C AC-12: 1000000 cycles at 132 VA 200...240 V at 70 °C AC-12: 1000000 cycles at 220 VA 200...240 V at -25...60 °C AC-12: 1000000 cycles at 30 VA 48 V at 70 °C AC-12: 1000000 cycles at 50 VA 48 V at -25...60 °C AC-12: 1000000 cycles at 66 VA 110...120 V at 70 °C AC-15: 1000000 cycles at 110 VA 200...240 V at -25...60 °C (load factor 0.35) AC-15: 1000000 cycles at 66 VA 200...240 V at 70 °C DC-12: 1000000 cycles at 14.4 W 24 V at 70 °C DC-12: 1000000 cycles at 24 W 24 V at -25...60 °C DC-13: 1000000 cycles at 14.4 W 24 V at 70 °C DC-13: 1000000 cycles at 24 W 24 V at -25...60 °C AC-15: 10000000 cycles at 10 VA 110...120 V at -25...60 °C (load factor 0.35) AC-15: 10000000 cycles at 10 VA 200...240 V at -25...60 °C (load factor 0.35) AC-15: 10000000 cycles at 6 VA 110...120 V at 70 °C (load factor 0.35) AC-15: 10000000 cycles at 6 VA 200...240 V at 70 °C AC-15: 1500000 cycles at 110 VA 110...120 V at -25...60 °C (load factor 0.35) AC-15: 1500000 cycles at 66 VA 110...120 V at 70 °C (load factor 0.35) AC-15: 1500000 cycles at 30 VA 110...120 V at 70 °C (load factor 0.35) AC-15: 1500000 cycles at 50 VA 110...120 V at -25...60 °C (load factor 0.35) AC-15: 2000000 cycles at 14.4 VA 48 V at 70 °C (load factor 0.35) AC-15: 2000000 cycles at 24 VA 48 V at -25...60 °C (load factor 0.35) DC-13: 2000000 cycles at 10 W 24 V at -25...60 °C DC-13: 2000000 cycles at 6 W 24 V at 70 °C DC-12: 300000 cycles at 24 W 24 V at 70 °C DC-12: 300000 cycles at 40 W 24 V at -25...60 °C AC-15: 3000000 cycles at 30 VA 200...240 V at 70 °C AC-15: 3000000 cycles at 50 VA 200...240 V at -25...60 °C (load factor 0.35) AC-12: 500000 cycles at 110 VA 48 V at -25...60 °C AC-12: 500000 cycles at 132 VA 110...120 V at 70 °C AC-12: 500000 cycles at 220 VA 110...120 V at -25...60 °C AC-12: 500000 cycles at 66 VA 48 V at 70 °C AC-15: 5000000 cycles at 10 VA 48 V at -25...60 °C (load factor 0.35) AC-15: 500000 cycles at 14.4 VA 24 V at 70 °C (load factor 0.35) AC-15: 500000 cycles at 24 VA 24 V at -25...60 °C (load factor 0.35) AC-15: 5000000 cycles at 6 VA 48 V at 70 °C (load factor 0.35) AC-12: 700000 cycles at 30 VA 24 V at 70 °C AC-12: 700000 cycles at 50 VA 24 V at -25...60 °C
Status Led	1 LED (green) module operating (RUN) 1 LED per channel (green) channel diagnostic 1 LED (red) module error (ERR) 1 LED (red) module I/O
Net Weight	0.145 kg
Environment	
Ip Degree Of Protection	IP20
Directives	2014/35/EU - low voltage directive 2014/30/EU - electromagnetic compatibility
Environmental Characteristic	Gas resistant class Gx Gas resistant class 3C4 Dust resistant class 3S4 Sand resistant class 3S4 Salt resistant level 2 Mold growth resistant class 3B2 Fungal spore resistant class 3B2
Dielectric Strength	2000 V AC at 50/60 Hz 1 min
Vibration Resistance	3 gn
Shock Resistance	30 gn
Ambient Air Temperature For Storage	-40...85 °C
Ambient Air Temperature For Operation	-25...70 °C
Relative Humidity	5...95 % at 55 °C without condensation
Protective Treatment	Conformal coating

Operating Altitude	0...2000 m
	2000...5000 m with derating factor

Packing Units

Unit Type Of Package 1	PCE
Number Of Units In Package 1	1
Package 1 Height	5.500 cm
Package 1 Width	11.000 cm
Package 1 Length	12.000 cm
Package 1 Weight	189.000 g
Unit Type Of Package 2	S02
Number Of Units In Package 2	15
Package 2 Height	15.000 cm
Package 2 Width	30.000 cm
Package 2 Length	40.000 cm
Package 2 Weight	3.085 kg

Contractual warranty

Warranty	18 months
----------	-----------

Sustainability




Green Premium™ label is Schneider Electric's commitment to delivering products with best-in-class environmental performance. Green Premium promises compliance with the latest regulations, transparency on environmental impacts, as well as circular and low-CO₂ products.

Guide to assessing product sustainability is a white paper that clarifies global eco-label standards and how to interpret environmental declarations.

[Learn more about Green Premium >](#)

[Guide to assess a product's sustainability >](#)

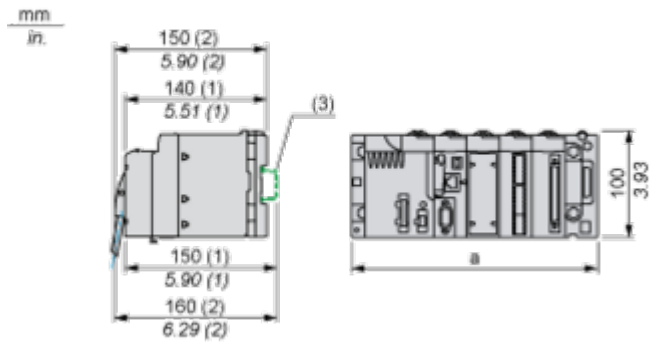
Well-being performance

	Reach Free Of Svhc	
	Mercury Free	
	Rohs Exemption Information	Yes
Eu Rohs Directive	Pro-active compliance (Product out of EU RoHS legal scope) EU RoHS Declaration	
China Rohs Regulation	China RoHS declaration	
Weee	The product must be disposed on European Union markets following specific waste collection and never end up in rubbish bins	
California Proposition 65	WARNING: This product can expose you to chemicals including: Lead and lead compounds, which is known to the State of California to cause cancer and birth defects or other reproductive harm. For more information go to www.P65Warnings.ca.gov	

Dimensions Drawings

Modules Mounted on Racks

Dimensions



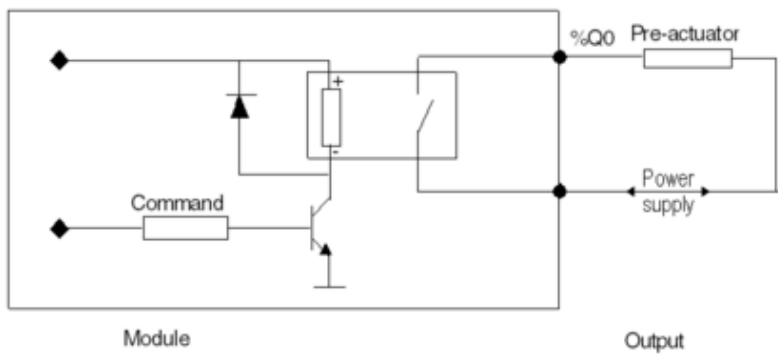
- (1) With removable terminal block (cage, screw or spring).
(2) With FCN connector.
(3) On AM1 ED rail: 35 mm wide, 15 mm deep. Only possible with BMXXBP0400/0400H/0600/0600H/0800/0800H rack.

Rack references	a in mm	a in in.
BMXXBP0400 and BMXXBP0400H	242.4	09.54
BMXXBP0600 and BMXXBP0600H	307.6	12.11
BMXXBP0800 and BMXXBP0800H	372.8	14.68
BMXXBP1200 and BMXXBP1200H	503.2	19.81

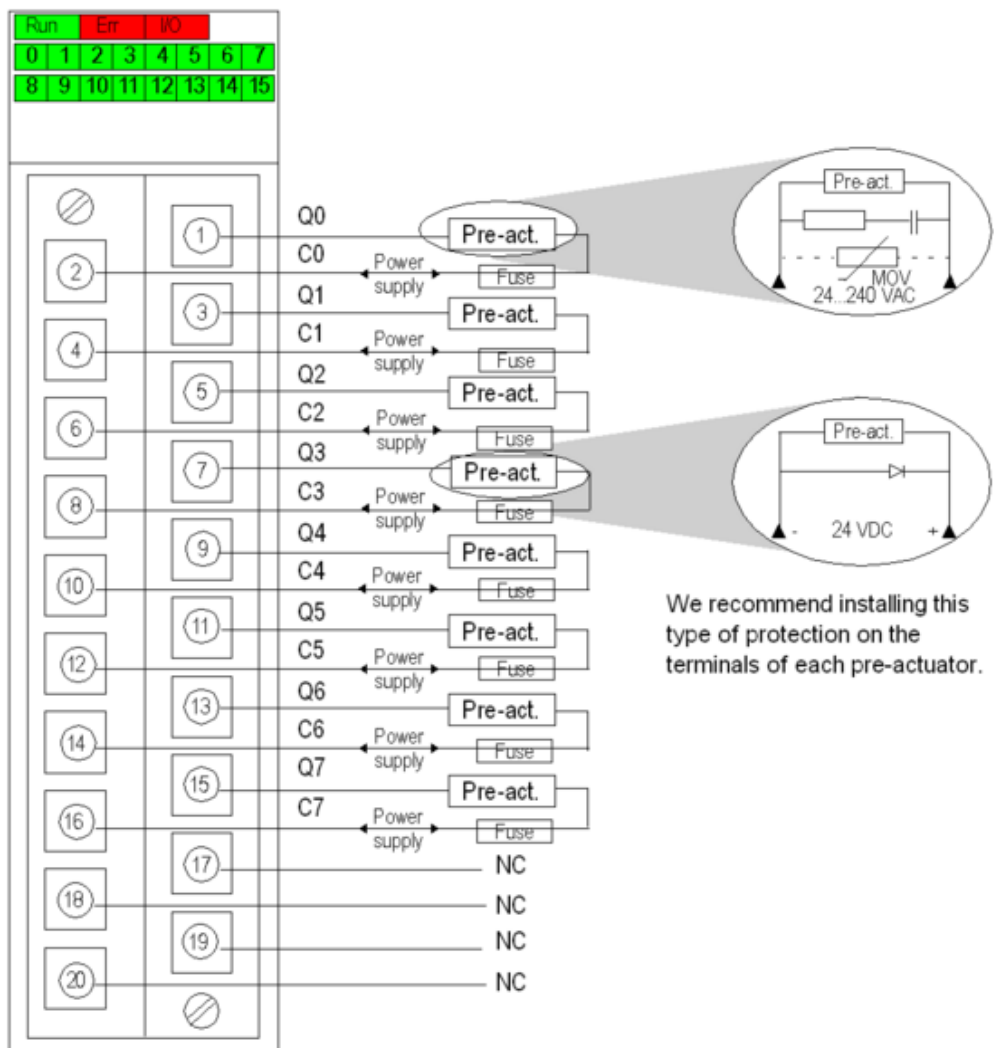
Connections and Schema

Connecting the Module

Output Circuit Diagram



Module Connection



power supply 24 VDC or 24...240 VAC
fuse 1 fast blow fuse of 3 A for each relay
NC not connected

