


Product data sheet

Specifications



Backplane, Modicon X80 automation platform, 4 slots, panel, plate or DIN rail mounting

BMXXBP0400

Main

Range Of Product	Modicon X80
Product Or Component Type	Backplane

Complementary

Number Of Slots	4 bus X
Product Compatibility	BMXP34 processor BMXCPS power supply I/O module Specific application module
Power Consumption In W	1.12 W
Electrical Connection	1 connector (XBE) expansion module
Fixing Mode	By 4 M4/M5/M6 screws, mounting on panel By 4 M4/M5/M6 screws, mounting on mounting plate By clips, mounting on 35 mm symmetrical DIN rail
Height	103.7 mm
Width	242.4 mm
Depth	19 mm
Net Weight	0.63 kg

Environment

Ip Degree Of Protection	IP20
Ambient Air Temperature For Operation	0...60 °C
Relative Humidity	10...95 % without condensation
Directives	2014/35/EU - low voltage directive 2014/30/EU - electromagnetic compatibility
Product Certifications	CE UL CSA RCM EAC UKCA Merchant Navy
Standards	EN/IEC 61131-2 EN/IEC 61010-2-201 UL 61010-2-201 CSA C22.2 No 61010-2-201 IACS E10 EN/IEC 61000-6-5, interface type 1 and type 2 EN/IEC 61850-3, location G

Packing Units

Disclaimer: This documentation is not intended as a substitute for and is not to be used for determining suitability or reliability of these products for specific user applications

Unit Type Of Package 1	PCE
Number Of Units In Package 1	1
Package 1 Height	6.600 cm
Package 1 Width	15.200 cm
Package 1 Length	32.500 cm
Package 1 Weight	681.000 g
Unit Type Of Package 2	S04
Number Of Units In Package 2	13
Package 2 Height	30.000 cm
Package 2 Width	40.000 cm
Package 2 Length	60.000 cm
Package 2 Weight	9.651 kg
Unit Type Of Package 3	P06
Number Of Units In Package 3	78
Package 3 Height	105.000 cm
Package 3 Width	60.000 cm
Package 3 Length	80.000 cm
Package 3 Weight	66.600 kg

Contractual warranty

Warranty	18 months
----------	-----------

Sustainability

Green Premium™ label is Schneider Electric's commitment to delivering products with best-in-class environmental performance. Green Premium promises compliance with the latest regulations, transparency on environmental impacts, as well as circular and low-CO₂ products.

Guide to assessing product sustainability is a white paper that clarifies global eco-label standards and how to interpret environmental declarations.

[Learn more about Green Premium >](#)

[Guide to assess a product's sustainability >](#)



Transparency RoHS/REACH

Well-being performance



Mercury Free



RoHS Exemption Information

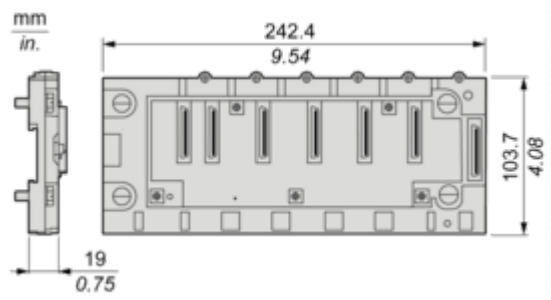
Yes

Certifications & Standards

Reach Regulation	REACH Declaration
Eu Rohs Directive	Pro-active compliance (Product out of EU RoHS legal scope)
China Rohs Regulation	China RoHS declaration
Environmental Disclosure	Product Environmental Profile
Weee	The product must be disposed on European Union markets following specific waste collection and never end up in rubbish bins
Circularity Profile	End of Life Information
California Proposition 65	WARNING: This product can expose you to chemicals including: Lead and lead compounds, which is known to the State of California to cause cancer and birth defects or other reproductive harm. For more information go to www.P65Warnings.ca.gov

Dimensions Drawings

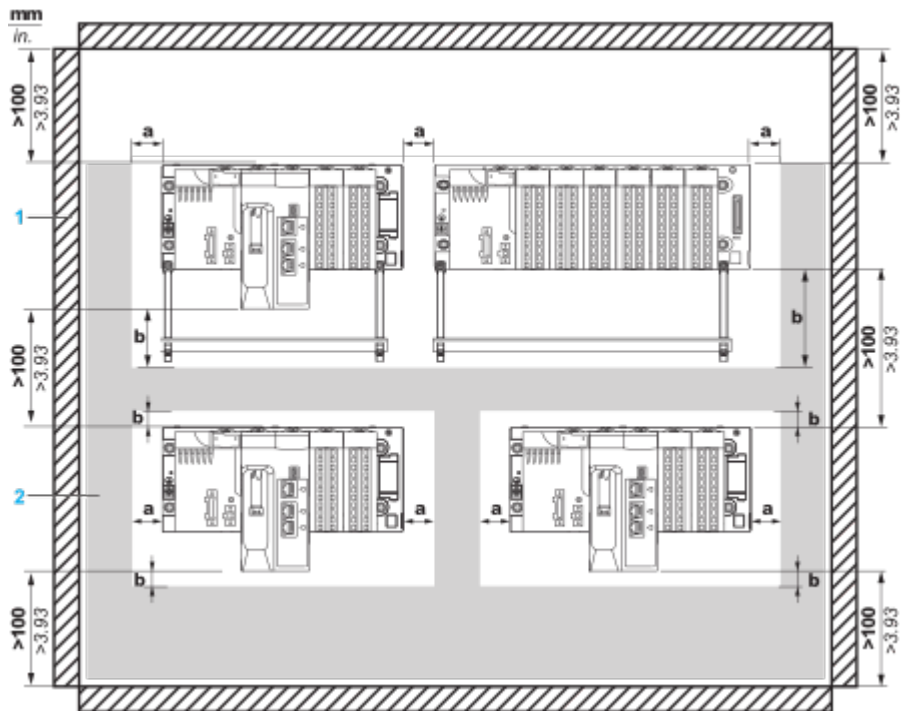
Dimensions



Mounting and Clearance

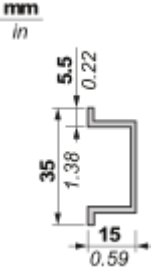
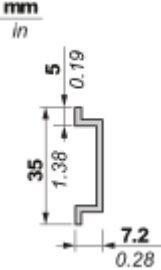
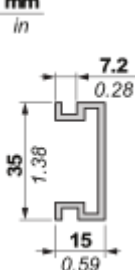
Minimum Clearance

Minimum Clearance of a typical installation in a cabinet with ducts



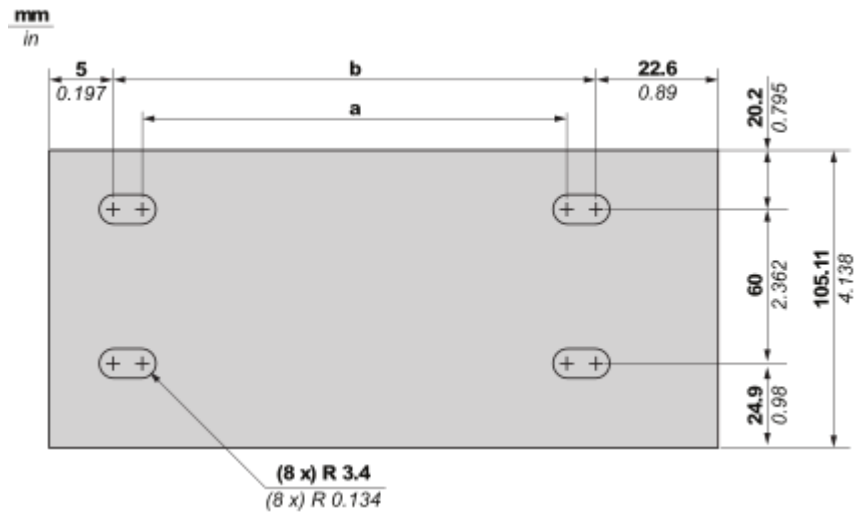
- a Side clearance: > 40 mm (1.57 in.)
- b Top and bottom clearance with surrounding objects: > 20 mm (0.79 in.)
- 1 Installation or casing
- 2 Wiring duct or tray

Mounting on DIN rail

Symmetric DIN rail		Double-profile DIN rail
Type A	Type B	
		

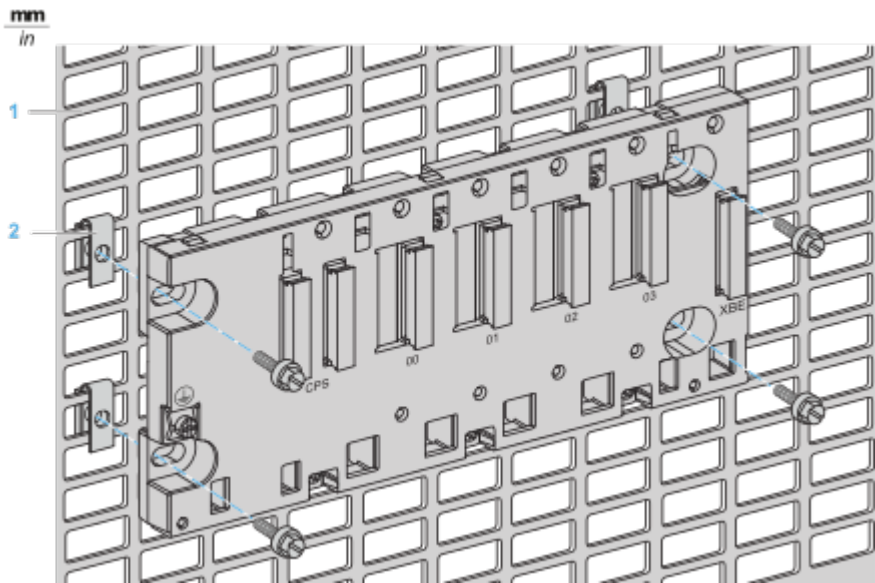
NOTE: When mounted on a type B symmetric DIN rail, the rack withstands less mechanical stress.

Mounting on panels



Rack Type	a	b	
X Bus racks	BMXXBP0400 BMXXBP0400H	202.1 mm (7.957 in)	214.8 mm (8.457 in)
	BMXXBP0600 BMXXBP0600H	267.5 mm (10.531 in)	280 mm (11.023 in)
	BMXXBP0800 BMXXBP0800H	332.5 mm (13.091 in)	345.2 mm (13.591 in)
	BMXXBP1200 BMXXBP1200H	462.9 mm (18.224 in)	475.6 mm (18.724 in)

Mounting on Telequick mounting plate



- 1 Telequick plate
- 2 Clip-on nuts

NOTE: The two right side screws are accessible until there is no rack extender module installed