

# Product data sheet

Specifications



## TeSys GC - modular contactor - 40 A - 3 NO - coil 110 V AC

GC4030F5

⚠ Discontinued on: Dec 22, 2020

⚠ Discontinued

### Main

Range	TeSys
Product Name	TeSys GC
Product Or Component Type	Modular contactor
Device Short Name	GC40
Contactor Application	Motor control Heating Lighting

### Complementary

Utilisation Category	AC-7A AC-7B
Poles Description	3P
Power Pole Contact Composition	3 NO
[Ue] Rated Operational Voltage	<= 250 V AC
[Ie] Rated Operational Current	40 A AC-7A 15 A AC-7B
Operating Position	30°/vertical
Control Circuit Type	AC at 50 Hz
[Uc] Control Circuit Voltage	110 V AC 50 Hz
[Uimp] Rated Impulse Withstand Voltage	4 kV
[Ith] Conventional Free Air Thermal Current	40 A (at 50 °C) for power circuit
Irms Rated Making Capacity	120 A at 400 V AC for power circuit conforming to IEC 61095
Rated Breaking Capacity	120 A at 400 V for power circuit conforming to IEC 61095
[Icw] Rated Short-Time Withstand Current	320 A 40 °C - 10 s for power circuit 100 A 40 °C - 30 s for power circuit
Associated Fuse Rating	40 A gL at <= 440 V for power circuit
Average Impedance	2 mOhm - Ith 40 A 50 Hz for power circuit
[Ui] Rated Insulation Voltage	500 V conforming to IEC 61095 500 V conforming to VDE 0110
Electrical Durability	AC-7A: 100000 cycles AC-7B: 100000 cycles
Power Dissipation Per Pole	3.2 W
Control Type	Remote control

Disclaimer: This documentation is not intended as a substitute for and is not to be used for determining suitability or reliability of these products for specific user applications

Mounting Mode	Clip-on
Mounting Support	DIN rail
Standards	IEC 60947-5 IEC 61095
Connections - Terminals	Control circuit: screw clamp terminals 1 cable(s) 2.5 mm²flexible without cable end Control circuit: screw clamp terminals 2 cable(s) 2.5 mm²flexible without cable end Control circuit: screw clamp terminals 1 cable(s) 2.5 mm²flexible with cable end Control circuit: screw clamp terminals 2 cable(s) 1.5 mm²flexible with cable end Control circuit: screw clamp terminals 1 cable(s) 1.5 mm²solid without cable end Control circuit: screw clamp terminals 2 cable(s) 1.5 mm²solid without cable end Power circuit: screw clamp terminals 1 cable(s) 25 mm²flexible without cable end Power circuit: screw clamp terminals 2 cable(s) 16 mm²flexible without cable end Power circuit: screw clamp terminals 1 cable(s) 16 mm²flexible with cable end Power circuit: screw clamp terminals 2 cable(s) 4 mm²flexible with cable end Power circuit: screw clamp terminals 1 cable(s) 25 mm²solid without cable end Power circuit: screw clamp terminals 2 cable(s) 6 mm²solid without cable end
Tightening Torque	Control circuit: 0.8 N.m - on screw clamp terminals Power circuit: 2 N.m - on screw clamp terminals
Operating Time	10...25 ms opening 10...30 ms closing
Mechanical Durability	1000000 cycles
Maximum Operating Rate	300 cyc/h 50 °C
Control Circuit Voltage Limits	Drop-out: 0.2...0.75 Uc at 50 Hz (at <50 °C) Operational: 0.85...1.1 Uc at 50 Hz (at <50 °C)
Inrush Power In Va	53 VA 50 Hz (at 20 °C)
Hold-In Power Consumption In Va	6.5 VA 50 Hz (at 20 °C)
Heat Dissipation	2.1 W at 50/60 Hz

## Environment

Ip Degree Of Protection	IP40 conforming to VDE 0106 (in enclosure) IP20 conforming to VDE 0106
Protective Treatment	TC
Ambient Air Temperature For Operation	-5...50 °C
Ambient Air Temperature For Storage	-40...70 °C
Operating Altitude	<= 3000 m
Mechanical Robustness	Shocks contactor open: 10 Gn for 11 ms Shocks contactor closed: 15 Gn for 11 ms Vibrations contactor open: 2 Gn, 5...300 Hz Vibrations contactor closed: 3 Gn, 5...300 Hz
Total Number Of 18 Mm Modules	3
Height	85 mm
Width	54 mm
Depth	62.5 mm
Quantity Per Set	Set of 4
Colour	White

## Packing Units

Unit Type Of Package 1	PCE
Number Of Units In Package 1	1
Package 1 Height	9 cm

Package 1 Width	23 cm
Package 1 Length	8 cm
Package 1 Weight	400 g

## Contractual warranty

Warranty	18 months
----------	-----------

## Sustainability





**Green Premium™ label** is Schneider Electric's commitment to delivering products with best-in-class environmental performance. Green Premium promises compliance with the latest regulations, transparency on environmental impacts, as well as circular and low-CO<sub>2</sub> products.

**Guide to assessing product sustainability** is a white paper that clarifies global eco-label standards and how to interpret environmental declarations.

[Learn more about Green Premium >](#)

[Guide to assess a product's sustainability >](#)

## Well-being performance

 Reach Free Of Svhc	
 Toxic Heavy Metal Free	
 Mercury Free	
 Rohs Exemption Information	<a href="#">Yes</a>
<b>Reach Regulation</b>	<a href="#">REACH Declaration</a>
<b>Eu Rohs Directive</b>	Compliant <a href="#">EU RoHS Declaration</a>
<b>China Rohs Regulation</b>	<a href="#">China RoHS declaration</a> Pro-active China RoHS declaration (out of China RoHS legal scope)
<b>Weee</b>	The product must be disposed on European Union markets following specific waste collection and never end up in rubbish bins