

# Product data sheet

Specifications



## TeSys GY - modular dual tariff contactor - 40 A - 3 NO - coil 220...240 V AC

GY4030M5

⚠ Discontinued on: Jul 6, 2020

⚠ Discontinued

### Main

Range	TeSys
Product Name	TeSys GY
Product Or Component Type	Modular dual tariff contactor
Device Short Name	GY40
Contactor Application	Motor control Lighting Heating

### Complementary

Utilisation Category	AC-7B AC-7A
Poles Description	3P
Power Pole Contact Composition	3 NO
[Ue] Rated Operational Voltage	<= 250 V AC
[Ie] Rated Operational Current	40 A AC-7A 15 A AC-7B
Operating Position	30°/vertical
Control Circuit Type	AC at 50 Hz
[Uc] Control Circuit Voltage	220...240 V AC 50 Hz
[Uimp] Rated Impulse Withstand Voltage	4 kV
[Ith] Conventional Free Air Thermal Current	40 A (at 50 °C) for power circuit
Irms Rated Making Capacity	120 A at 400 V AC for power circuit conforming to IEC 61095
Rated Breaking Capacity	120 A at 400 V for power circuit conforming to IEC 61095
[Icw] Rated Short-Time Withstand Current	320 A 40 °C - 10 s for power circuit 100 A 40 °C - 30 s for power circuit
Associated Fuse Rating	40 A gL at <= 440 V for power circuit
Average Impedance	2 mOhm - Ith 40 A 50 Hz for power circuit
[Ui] Rated Insulation Voltage	500 V conforming to IEC 61095 500 V conforming to VDE 0110
Electrical Durability	AC-7A: 100000 cycles AC-7B: 100000 cycles
Power Dissipation Per Pole	3.2 W
Control Type	Remote control

Disclaimer: This documentation is not intended as a substitute for and is not to be used for determining suitability or reliability of these products for specific user applications

Mounting Mode	Clip-on
Mounting Support	DIN rail
Standards	IEC 61095 IEC 60947-5
Connections - Terminals	Control circuit: screw clamp terminals 1 cable(s) 2.5 mm²flexible without cable end Control circuit: screw clamp terminals 2 cable(s) 2.5 mm²flexible without cable end Control circuit: screw clamp terminals 1 cable(s) 2.5 mm²flexible with cable end Control circuit: screw clamp terminals 2 cable(s) 1.5 mm²flexible with cable end Control circuit: screw clamp terminals 1 cable(s) 1.5 mm²solid without cable end Control circuit: screw clamp terminals 2 cable(s) 1.5 mm²solid without cable end Power circuit: screw clamp terminals 1 cable(s) 25 mm²flexible without cable end Power circuit: screw clamp terminals 2 cable(s) 16 mm²flexible without cable end Power circuit: screw clamp terminals 1 cable(s) 16 mm²flexible with cable end Power circuit: screw clamp terminals 2 cable(s) 4 mm²flexible with cable end Power circuit: screw clamp terminals 1 cable(s) 25 mm²solid without cable end Power circuit: screw clamp terminals 2 cable(s) 6 mm²solid without cable end
Tightening Torque	Control circuit: 0.8 N.m - on screw clamp terminals Power circuit: 0.8 N.m - on screw clamp terminals
Operating Time	10...25 ms opening 10...30 ms closing
Mechanical Durability	1000000 cycles
Maximum Operating Rate	300 cyc/h 50 °C
Control Circuit Voltage Limits	Drop-out: 0.2...0.75 Uc at 50 Hz (at <50 °C) Operational: 0.85...1.1 Uc at 50 Hz (at <50 °C)
Inrush Power In Va	53 VA 50 Hz (at 20 °C)
Hold-In Power Consumption In Va	6.5 VA 50 Hz (at 20 °C)
Heat Dissipation	2.1 W at 50/60 Hz

## Environment

Ip Degree Of Protection	IP40 conforming to VDE 0106 (in enclosure) IP20 conforming to VDE 0106
Protective Treatment	TC
Ambient Air Temperature For Operation	-5...50 °C
Ambient Air Temperature For Storage	-40...70 °C
Operating Altitude	<= 3000 m
Mechanical Robustness	Shocks contactor open: 10 Gn for 11 ms Shocks contactor closed: 15 Gn for 11 ms Vibrations contactor open: 2 Gn, 5...300 Hz Vibrations contactor closed: 3 Gn, 5...300 Hz
Total Number Of 18 Mm Modules	3
Height	85 mm
Width	54 mm
Depth	62.5 mm
Quantity Per Set	Set of 4
Colour	White

## Packing Units

Unit Type Of Package 1	PCE
Number Of Units In Package 1	1
Package 1 Height	8 cm

Package 1 Width	9.5 cm
Package 1 Length	23 cm
Package 1 Weight	325 g

## Contractual warranty

Warranty	18 months
----------	-----------

## Sustainability





**Green Premium™ label** is Schneider Electric’s commitment to delivering products with best-in-class environmental performance. Green Premium promises compliance with the latest regulations, transparency on environmental impacts, as well as circular and low-CO<sub>2</sub> products.

**Guide to assessing product sustainability** is a white paper that clarifies global eco-label standards and how to interpret environmental declarations.

[Learn more about Green Premium >](#)

[Guide to assess a product’s sustainability >](#)

## Well-being performance

	Reach Free Of Svhc	
	Toxic Heavy Metal Free	
	Mercury Free	
	Rohs Exemption Information	<a href="#">Yes</a>
Reach Regulation		<a href="#">REACH Declaration</a>
Eu Rohs Directive		Compliant <a href="#">EU RoHS Declaration</a>
China Rohs Regulation		<a href="#">China RoHS declaration</a> Pro-active China RoHS declaration (out of China RoHS legal scope)
Weee		The product must be disposed on European Union markets following specific waste collection and never end up in rubbish bins