

Product data sheet

Specifications



brushless dc motor 24..36 V - RS485 interface - L = 174 mm - 18:1

ILE1R661PC1A1

⚠ Discontinued on: Nov 9, 2020

⚠ End-of-service on: Nov 30, 2020

⚠ Discontinued

Main

Range Of Product	Lexium integrated drive
Product Or Component Type	Motion integrated drive
Device Short Name	ILE
Motor Type	Brushless DC motor
Number Of Motor Poles	6
Network Number Of Phases	Single phase
[Us] Rated Supply Voltage	24 V 36 V
Network Type	DC
Communication Interface	RS485, integrated
Length	174 mm
Winding Type	Medium speed of rotation and medium torque
Electrical Connection	Industrial connector
Holding Brake	Without
Gear Box Type	Straight teeth gear, 3 stages
Reduction Ratio	18:1 (160:9)
Nominal Speed	225 rpm at 24 V 270 rpm at 36 V
Nominal Torque	3.1 N.m at 24 V 3.5 N.m at 36 V

Complementary

Transmission Rate	9.6, 19.2 and 38.4 kbauds
Mounting Support	Flange
Motor Flange Size	66 mm
Number Of Motor Stacks	1
Centring Collar Diameter	16 mm
Centring Collar Depth	4 mm
Number Of Mounting Holes	4
Mounting Holes Diameter	4.4 mm
Circle Diameter Of The Mounting Holes	73.54 mm

Disclaimer: This documentation is not intended as a substitute for and is not to be used for determining suitability or reliability of these products for specific user applications

Feedback Type	BLDC encoder
Shaft End	Keyed
Second Shaft	Without second shaft end
Shaft Diameter	10 mm
Shaft Length	25 mm
Key Width	16 mm
Supply Voltage Limits	18...40 V
Current Consumption	7000 mA peak 5500 mA maximum continuous
Associated Fuse Rating	10 A
Input/Output Type	4 signals (each be used as input or output)
Voltage State 0 Guaranteed	-3...4.5 V
Voltage State 1 Guaranteed	15...30 V
Discrete Input Current	10 mA at 24 V on/STO_A for safety input 3 mA at 24 V on/STO_B for safety input 2 mA at 24 V for 24 V signal interface
Discrete Output Voltage	23...25 V
Maximum Switching Current	100 mA per output 200 mA total
Protection Type	Overload of output voltage Safe torque off Short circuit of the output voltage
Maximum Supply Current	0.06 A at 36 V (power stage disabled) 0.1 A at 24 V (power stage disabled) 4 A at 36 V 4.5 A at 24 V
Nominal Output Power	74 W at 24 V 98 W at 36 V
Peak Stall Torque	3.74 N.m at 24 V 5.18 N.m at 36 V
Continuous Stall Torque	4.3 N.m
Detent Torque	1.1 N.m
Speed Feedback Resolution	1.667° gearbox output 12 points/turn motor
Accuracy Error	+/- 1 point
Maximum Torsional Backlash	1 °
Rotor Inertia	48 kg.cm²
Maximum Mechanical Speed	281 rpm
Maximum Radial Force Fr	200 N (long-term operation) 200 N (short-term operation)
Maximum Axial Force Fa	10 N (long-term operation) 80 N (short-term operation)
Service Life In Hours	2500 h bearing short-term operation 15000 h bearing long-term operation
Marking	CE
Type Of Cooling	Natural convection
Net Weight	1.85 kg

Environment

Standards	IEC 61800-3, Ed 2 EN/IEC 61800-3 EN/IEC 50178 EN 61800-3:2001, second environment IEC 60072-1 EN 50347 EN 61800-3 : 2001-02
Product Certifications	UL cUL TÜV
Ambient Air Temperature For Operation	50...65 °C (with power derating of 2 % per °C) 0...50 °C (without derating)
Permissible Ambient Air Temperature Around The Device	105 °C power amplifier 110 °C motor
Ambient Air Temperature For Storage	-25...70 °C
Operating Altitude	<= 1000 m without derating
Relative Humidity	15...85 % without condensation
Vibration Resistance	20 m/s² (f= 10...500 Hz) 10 cycles conforming to EN/IEC 60068-2-6
Shock Resistance	150 m/s² 1000 shocks conforming to EN/IEC 60068-2-29
Ip Degree Of Protection	IP41 shaft bushing: conforming to EN/IEC 60034-5 IP54 total except shaft bushing: conforming to EN/IEC 60034-5

Packing Units

Unit Type Of Package 1	PCE
Number Of Units In Package 1	1
Package 1 Height	8 cm
Package 1 Width	18.5 cm
Package 1 Length	35.5 cm
Package 1 Weight	2.25 kg

Contractual warranty

Warranty	18 months
----------	-----------

Sustainability

Green Premium™ label is Schneider Electric's commitment to delivering products with best-in-class environmental performance. Green Premium promises compliance with the latest regulations, transparency on environmental impacts, as well as circular and low-CO₂ products.

Guide to assessing product sustainability is a white paper that clarifies global eco-label standards and how to interpret environmental declarations.

[Learn more about Green Premium >](#)

[Guide to assess a product's sustainability >](#)



Transparency RoHS/REACH

Well-being performance

✓ Mercury Free

✓ Rohs Exemption Information [Yes](#)

✓ Pvc Free

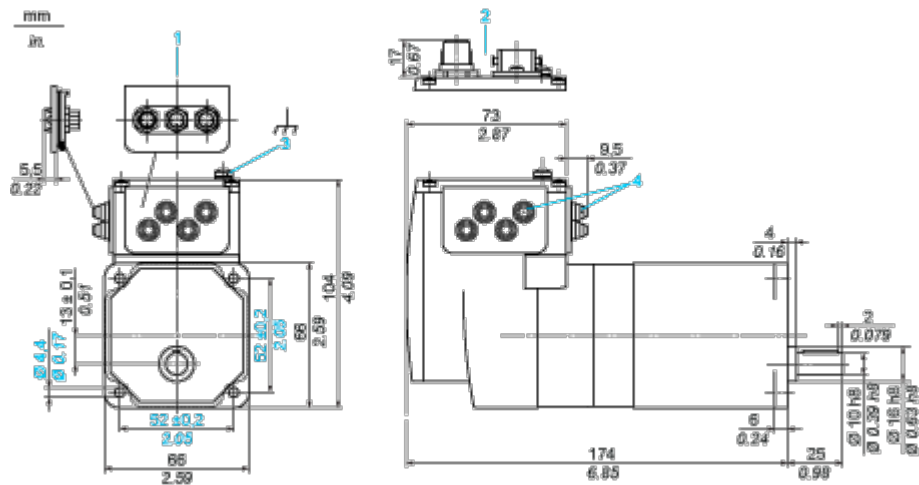
Certifications & Standards

Reach Regulation	REACH Declaration
Eu Rohs Directive	Pro-active compliance (Product out of EU RoHS legal scope)
China Rohs Regulation	China RoHS declaration
Environmental Disclosure	Product Environmental Profile
Weee	The product must be disposed on European Union markets following specific waste collection and never end up in rubbish bins
Circularity Profile	End of Life Information
California Proposition 65	WARNING: This product can expose you to chemicals including: Lead and lead compounds, which is known to the State of California to cause cancer and birth defects or other reproductive harm. For more information go to www.P65Warnings.ca.gov

Dimensions Drawings

Integrated Drive with Straight Teeth Gear

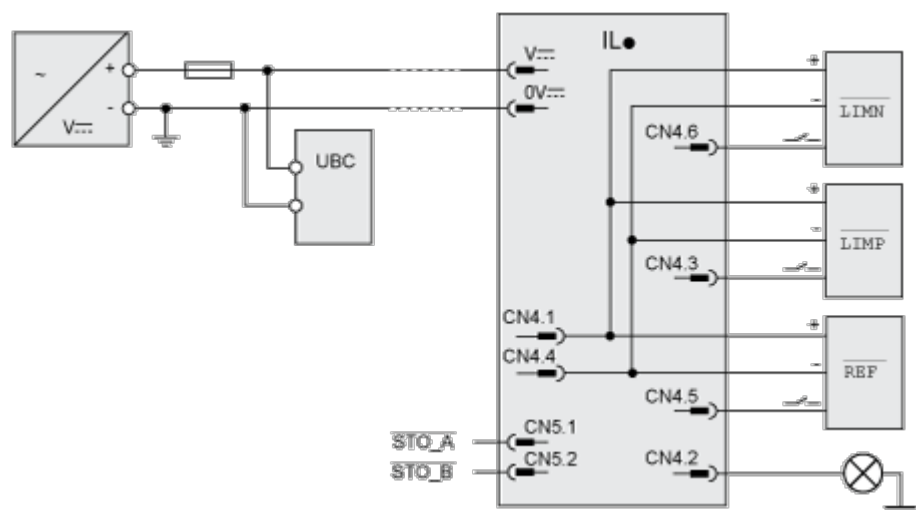
Dimensions



- 1 Accessories: I/O signal insert with industrial connectors
- 2 Option: industrial connectors
- 3 Earth (ground) terminal
- 4 Accessories: cable entries $\varnothing = 3 \dots 9 \text{ mm}/0.12 \dots 0.35 \text{ in.}$

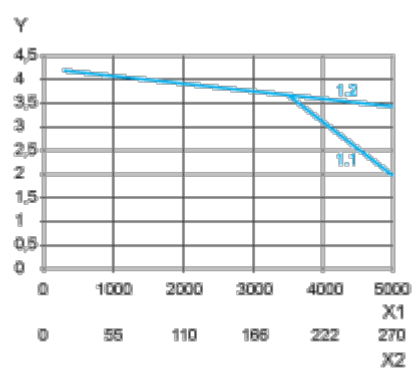
Connections and Schema

Connection Example with 4 I/O Signals



Performance Curves

Torque Characteristics



- X1 Speed of rotation of motor in rpm
- X2 Speed of rotation of gearing in rpm
- Y Torque in Nm
- 1.1 Max. torque at 24 V
- 1.2 Max. torque at 36 V