

Product data sheet

Specifications



Cam stepping switch, Harmony K,
Ø16 or 22mm, plastic, 1 pole, 2
steps, position 0, 60°, 10A,
30x30mm, marked 0/1/2

K10B002QCH

Main

Range Of Product	Harmony K
Product Or Component Type	Complete cam switch
Component Name	K10
[Ith] Conventional Free Air Thermal Current	10 A
Product Mounting	Front mounting
Fixing Mode	Ø 16 or 22 mm hole
Cam Switch Head Type	With front plate 30 x 30 mm
Type Of Operator	Black handle
Rotary Handle Padlocking	Without
Presentation Of Legend	With metallic legend, 0 - 1 - 2 black marking
Cam Switch Function	Stepping switch
Return	Without
Off Position	With Off position
Poles Description	1P
Switching Positions	Right: 270° - 330° - 30°
Ip Degree Of Protection	Contact block: IP20 Operating head: IP65 conforming to IEC 60529

Complementary

Number Of Steps	2
Switching Angle	60 °
[UI] Rated Insulation Voltage	440 V (pollution degree 3) conforming to IEC 60947-1
Rated Operational Power In W	370 W AC-23A, 110/120 V 1 phase 750 W AC-23A, 220/240 V 1 phase
Rated Power In Hp	0.33 hp at 110/120 V AC, 1 phase 0.75 hp at 220/240 V AC, 1 phase
[Ie] Rated Operational Current Ac	10 A at 400 V AC-1 10 A at 400 V AC-21A 3 A at 240 V AC-15 6 A at 120 V AC-15
[Ie] Rated Operational Current Dc	10 A at 24 V resistive load 0.3 A at 220 V resistive load 0.7 A at 110 V resistive load
Electrical Durability	100000000 cycles
Short-Circuit Protection	10 A cartridge fuse, type gG

Disclaimer: This documentation is not intended as a substitute for and is not to be used for determining suitability or reliability of these products for specific user applications

[Uimp] Rated Impulse Withstand Voltage	4 kV conforming to IEC 60947-1
Contact Operation	Slow-break
Electrical Connection	Captive screw clamp terminals, clamping capacity: 2 x 1.5 mm²
Mechanical Durability	1000000 cycles
Cad Overall Width	30 mm
Cad Overall Height	30 mm
Cad Overall Depth	76 mm
Net Weight	0.035 kg

Environment

Standards	CENELEC EN 50013 EN/IEC 60947-3 EN/IEC 60947-5-1
Product Certifications	CULus
Protective Treatment	TC
Ambient Air Temperature For Operation	-20...55 °C
Ambient Air Temperature For Storage	-40...70 °C
Electrical Shock Protection Class	Class II conforming to IEC 60536

Packing Units

Unit Type Of Package 1	PCE
Number Of Units In Package 1	1
Package 1 Height	8.100 cm
Package 1 Width	4.100 cm
Package 1 Length	4.000 cm
Package 1 Weight	54.000 g
Unit Type Of Package 2	S02
Number Of Units In Package 2	80
Package 2 Height	15.000 cm
Package 2 Width	30.000 cm
Package 2 Length	40.000 cm
Package 2 Weight	4.535 kg

Contractual warranty

Warranty	18 months
----------	-----------

Sustainability





Green Premium™ label is Schneider Electric's commitment to delivering products with best-in-class environmental performance. Green Premium promises compliance with the latest regulations, transparency on environmental impacts, as well as circular and low-CO₂ products.

Guide to assessing product sustainability is a white paper that clarifies global eco-label standards and how to interpret environmental declarations.

[Learn more about Green Premium >](#)

[Guide to assess a product's sustainability >](#)

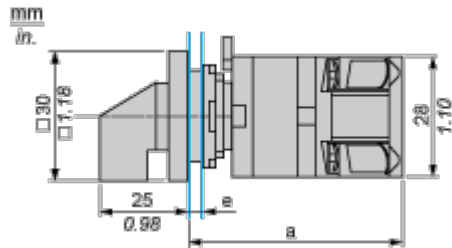
Well-being performance

	Reach Free Of Svhc	
	Toxic Heavy Metal Free	
	Mercury Free	
	Rohs Exemption Information	Yes
Reach Regulation		REACH Declaration
Eu Rohs Directive		Pro-active compliance (Product out of EU RoHS legal scope) EU RoHS Declaration
China Rohs Regulation		China RoHS declaration
Weee		The product must be disposed on European Union markets following specific waste collection and never end up in rubbish bins
California Proposition 65		WARNING: This product can expose you to chemicals including: Nickel compounds, which is known to the State of California to cause cancer, and Di-isodecyl phthalate (DIDP), which is known to the State of California to cause birth defects or other reproductive harm. For more information go to www.P65Warnings.ca.gov

Dimensions Drawings

Cam Switch

Front Mounting by Ø16 mm/0.63 in. or Ø 22 mm/0.87 in. hole

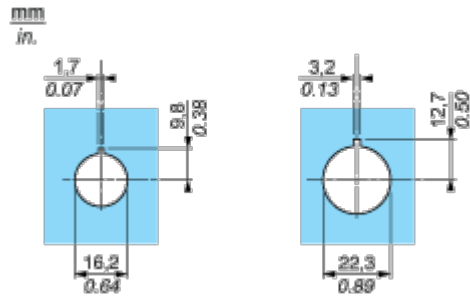


- a 51 mm/2.01 in.
- e support panel thickness: 0.5 mm to 5 mm/0.02 in. to 0.2 in.

Mounting and Clearance

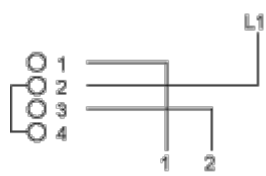
Cam Switch

Ø 16 mm/0.63 in. and Ø 22 mm/0.87 in. Panel Cut-outs

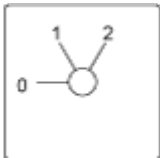


Technical Description

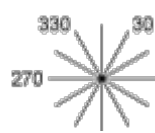
Link Positions (Factory Mounted)



Marking



Angular Position of Switch



Switching Program



Convention Used for Switching Program Representation

-  Contact closed
-  Contact closed in 2 positions and maintained between the 2 positions
-  Sealed assembly for auto-maintain control
-  Overlapping contacts
-  Spring return position: for a switching angle of 90°, spring return is over 30° after the last position (for a maximum of 3 simultaneous contacts).

Example:

