

Product data sheet

Specifications



Portal axis, Lexium PAS, model range 4, profile size 60 x 60 mm, toothed belt, roller guide

PAS42BR

Main

Range Of Product	Lexium PAS
Product Or Component Type	Portal axis
Product Specific Application	For 1 direction
Load Position	On carriage
Drive Type	Toothed belt
Type Of Guide	Roller

Complementary

Operating Position	Horizontal
Function Available	Different type of guides Different types of sensors for the limit switch function Different carriage lengths adapted to the load Additional carriages option Increased corrosion resistance Anti-static toothed belt Protective cover strip for the axis inner parts Motor and gearbox mounting options
Operating Force	800 N for Fx 660 N for Fy 430 N for Fz
Maximum Speed	8 m/s
Maximum Acceleration	20 m/s²
Max. Drive Torque	20 N.m
Max. Torque	<9 N.m for Mx <18 N.m for My (carriage type 1) <31 N.m for My (carriage type 2) <56 N.m for My (carriage type 4) <28 N.m for Mz (carriage type 1) <48 N.m for Mz (carriage type 2) <87 N.m for Mz (carriage type 4)
Min. ... Max. Stroke	125...5500 mm
Repeat Accuracy	+/- 0.05 mm
Profile Dimension	60 x 75 mm
Service Life	30000 km

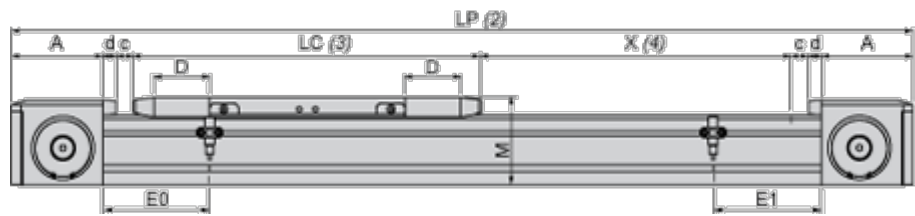
Contractual warranty

Warranty	18 months
----------	-----------

Disclaimer: This documentation is not intended as a substitute for and is not to be used for determining suitability or reliability of these products for specific user applications

Dimensions Drawings

Size Characteristics



- (2) LP : total length of axis
- (3) LC : length of carriage
- (4) X : Stroke, depending on application

		Without protective metal strip	With protective metal strip
A	mm	80	80
	in.	3.15	3.15
c	mm	15	15
	in.	0.59	0.59
d	mm	–	11.5
	in.	–	0.45
D	mm	–	48.5
	in.	–	1.91
LP	mm	= 190 + LC + X	= 213 + LC + X
	in.	= 7.48 + LC + X	= 8.38 + LC + X
M	mm	75	75
	in.	2.95	2.95

Carriage type 1			
		Without protective metal strip	With protective metal strip
E0	mm	33	93
	in.	1.30	3.66
E1	mm	33	93
	in.	1.30	3.66
LC	mm	206	303

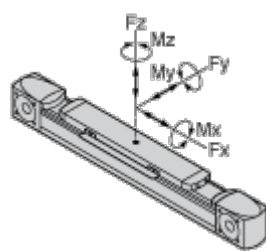
Carriage type 1			
		Without protective metal strip	With protective metal strip
	in.	8.11	11.93

Carriage type 2			
		Without protective metal strip	With protective metal strip
E0	mm	33	93
	in.	1.30	3.66
E1	mm	93	153
	in.	3.66	6.02
LC	mm	266	363
	in.	10.47	14.29

Carriage type 4			
		Without protective metal strip	With protective metal strip
E0	mm	33	93
	in.	1.30	3.66
E1	mm	213	273
	in.	8.38	10.75
LC	mm	386	483
	in.	15.20	19.01

Technical Description

Forces and Torques Exerted on the Lexium PAS B Portal Axis



Types of Interface for the Drive Element

Drive Element Fixed on Right-Hand Side



Drive Element Fixed on Left-Hand Side

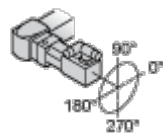


Without Connection / Without Adaptor Plate

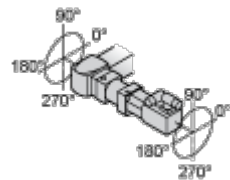


Possible Motor Drive Configurations and Orientations

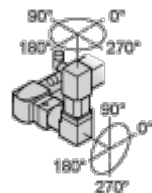
Motor Only Without Gearbox



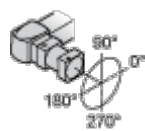
Motor With Planetary Gearbox



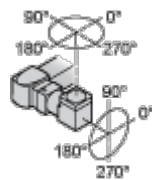
Motor With Angular Planetary Gearbox



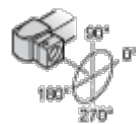
Planetary Gearbox Only



Angular Planetary Gearbox Only



Without Motor, Without Gearbox, With Adaptor Plate for the Drive Element



Without Motor, Without Gearbox

