

Product data sheet

Specifications



Universal timing relay, Zelio Time, plug in, 24/48 V AC/DC, 1 C/O

RE88857604

⚠ Discontinued on: Jan 18, 2021

⚠ Discontinued

Main

Range Of Product	Zelio Time
Product Or Component Type	Universal timing relay
Electrical Connection	Plug-in sub-base 8 pin(s)
Discrete Output Type	Relay
Contacts Type And Composition	1 C/O timed contacts
Component Name	RE88857
Time Delay Type	C A B Di H D
Time Delay Range	359940 s 599940 s 5999 s 99.99 s 59994 s 3599640 s 999.9 s 35996400 s 359964 s 5999.4 s 9999 s
[In] Rated Current	8 A
Display Type	LED

Complementary

Product Front Plate Size	48 x 48 mm
[Us] Rated Supply Voltage	24 V AC/DC 48 V AC/DC
Voltage Range	0.85...1.1 Us
Display Digits	4 digit(s) - 7 mm in height
Housing Material	Self-extinguishing
Repeat Accuracy	+/- 0.03 % +/- 20 ms
Setting Accuracy Of Time Delay	+/- 0.03 % +/- 20 ms of full scale
Minimum Pulse Duration	50 ms
Reset Time	0.05 ms after time delay, on de-energisation 0.05 ms during time delay, on de-energisation

Disclaimer: This documentation is not intended as a substitute for and is not to be used for determining suitability or reliability of these products for specific user applications

Power Consumption In Va	1 VA at 24 V 1.5 VA at 48 V
Maximum Power Consumption In W	0.5 W at 24 V 1.5 W at 48 V
Breaking Capacity	2000 VA for resistive load
Breaking Capacity	190 W (resistive)
Maximum Switching Voltage	250 V AC 30 V DC
Temporary Permissible Current	15 A for < 10 s
Minimum Output Current	100 mA
Electrical Durability	100000 cycles at 250 V AC for resistive load
Mechanical Durability	5000000 cycles
Mounting Support	Panel mounted: system supplied with the product Base mounted: socket
Local Signalling	None
Net Weight	0.1 kg

Environment

Immunity To Microbreaks	30 ms
Standards	VDE 0435 IEC 60255 VDE 2021
Product Certifications	CSA cURus
Ambient Air Temperature For Storage	-30...70 °C
Ambient Air Temperature For Operation	-10...60 °C
Ip Degree Of Protection	IP65 (front panel)

Packing Units

Unit Type Of Package 1	PCE
Number Of Units In Package 1	1
Package 1 Height	6 cm
Package 1 Width	9.3 cm
Package 1 Length	13.3 cm
Package 1 Weight	158 g

Contractual warranty

Warranty	18 months
----------	-----------

Sustainability



Green Premium™ label is Schneider Electric's commitment to delivering products with best-in-class environmental performance. Green Premium promises compliance with the latest regulations, transparency on environmental impacts, as well as circular and low-CO₂ products.

Guide to assessing product sustainability is a white paper that clarifies global eco-label standards and how to interpret environmental declarations.

[Learn more about Green Premium >](#)

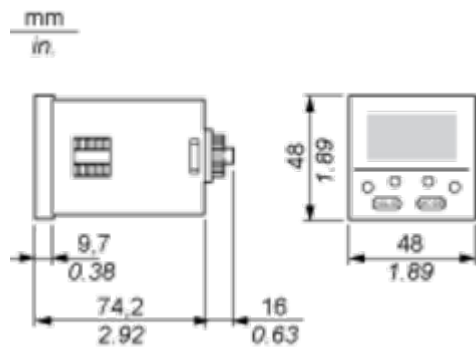
[Guide to assess a product's sustainability >](#)

Well-being performance

 Mercury Free	
 Rohs Exemption Information	Yes
Reach Regulation	REACH Declaration
Eu Rohs Directive	Pro-active compliance (Product out of EU RoHS legal scope)
China Rohs Regulation	China RoHS declaration
Weee	The product must be disposed on European Union markets following specific waste collection and never end up in rubbish bins
California Proposition 65	WARNING: This product can expose you to chemicals including: Nickel compounds, which is known to the State of California to cause cancer, and Di-isodecyl phthalate (DIDP), which is known to the State of California to cause birth defects or other reproductive harm. For more information go to www.P65Warnings.ca.gov

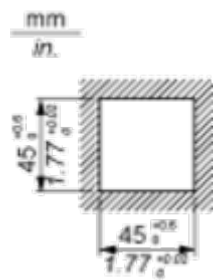
Dimensions Drawings

Width 48 mm



Mounting and Clearance

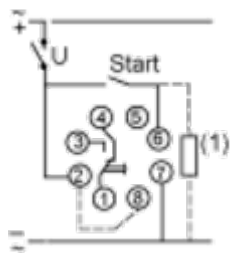
Panel Cut-Out



Connections and Schema

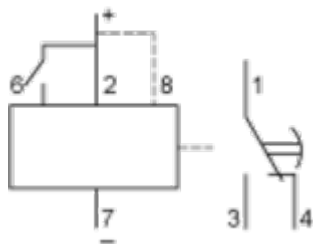
Wiring Diagram

Terminal Referencing



1 Another load may be connected

Internal Wiring Diagram



Technical Description

Function A : Power on Delay Relay

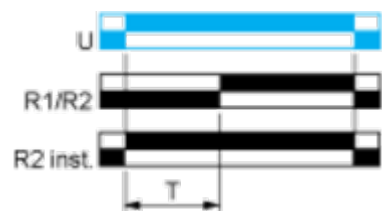
Description

The timing period T begins on energisation. After timing, the output(s) R close(s). The second output can be either timed or instantaneous.

Function: 1 Output



Function: 2 Outputs



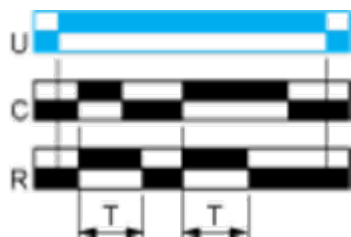
2 timed outputs (R1/R2) or 1 timed output (R1) and 1 instantaneous output (R2 inst.)

Function B : Interval Relay with Control Signal

Description

After power-up, pulsing or maintaining control contact C starts the timing T. The output R closes for the duration of the timing period T then reverts to its initial state.

Function: 1 Output

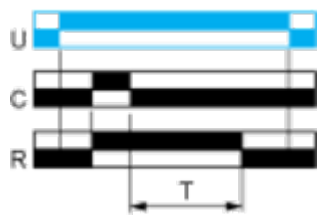


Function C : Off-Delay Relay with Control Signal

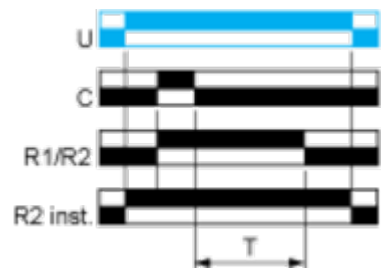
Description

After power-up and closing of the control contact C, the output R closes. When control contact C re-opens, timing T starts. At the end of the timing period, the output(s) R revert(s) to its/their initial state. The second output can be either timed or instantaneous.

Function: 1 Output



Function: 2 Outputs



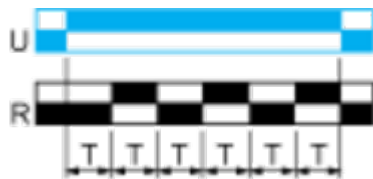
2 timed outputs (R1/R2) or 1 timed output (R1) and 1 instantaneous output (R2 inst.)

Function D : Symmetrical Flasher Relay (Starting Pulse Off)

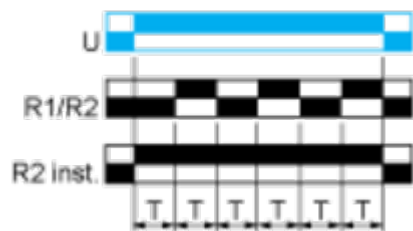
Description

Repetitive cycle with two timing periods T of equal duration, with output(s) R changing state at the end of each timing period T.
The second output can be either timed or instantaneous.

Function: 1 Output



Function: 2 Outputs



2 timed outputs (R1/R2) or 1 timed output (R1) and 1 instantaneous output (R2 inst.)

Function Di : Symmetrical Flasher Relay (Starting Pulse On)

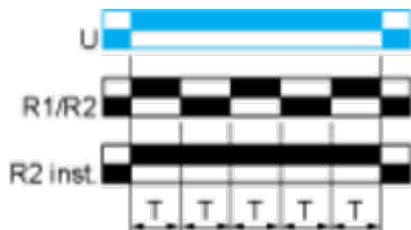
Description

Repetitive cycle with two timing periods T of equal duration, with output(s) R changing state at the end of each timing period T.
The second output can be either timed or instantaneous.

Function: 1 Output



Function: 2 Outputs



2 timed outputs (R1/R2) or 1 timed output (R1) and 1 instantaneous output (R2 inst.)

Function H : Interval Relay

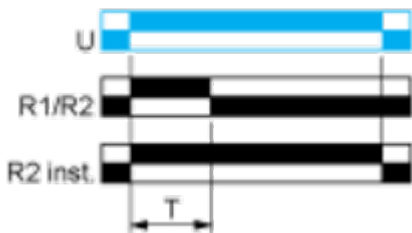
Description

On energisation of the relay, timing period T starts and the output(s) R close(s). At the end of the timing period T, the output(s) R revert(s) to its/their initial state. The second output can be either timed or instantaneous.

Function: 1 Output







Function: 2 Outputs



2 timed outputs (R1/R2) or 1 timed output (R1) and 1 instantaneous output (R2 inst.)

Legend

-  Relay de-energised
-  Relay energised
-  Output open
-  Output closed

C	Control contact
G	Gate
R	Relay or solid state output
R1/R2	2 timed outputs
R2 inst.	The second output is instantaneous if the right position is selected
T	Timing period
Ta -	Adjustable On-delay
Tr -	Adjustable Off-delay
U	Supply