


Product data sheet

Specifications



slim interface plug in relay, Harmony Electromechanical Relays, 6A, 1CO, standard, 24V DC

RSL1AB4BD

Main

Range Of Product	Harmony Electromechanical Relays
Series Name	Slim interface relay
Product Or Component Type	Plug-in relay
Device Short Name	RSL
Contacts Type And Composition	1 C/O
Contact Operation	Standard
[Uc] Control Circuit Voltage	24 V DC
[Ithe] Conventional Enclosed Thermal Current	6 A at -40...55 °C
Status Led	Without
Control Type	Without push-button

Complementary

Shape Of Pin	Flat (PCB type)
Average Resistance	3390 Ohm at 23 °C +/- 15 %
Rated Operational Voltage Limits	18...33.6 V DC
[Ui] Rated Insulation Voltage	250 V conforming to IEC 277 V conforming to cUL
[Uimp] Rated Impulse Withstand Voltage	6 kV conforming to IEC
Contacts Material	Silver alloy (AgSnO2)
[Ie] Rated Operational Current	6 A (AC-1/DC-1) conforming to IEC/UL
Minimum Switching Current	100 mA
Maximum Switching Voltage	277 V
Minimum Switching Voltage	12 V
Maximum Switching Capacity	1500 VA 150 W
Minimum Switching Capacity	120 mW
Operating Rate	<= 360 cycles/hour under load <= 18000 cycles/hour no-load
Mechanical Durability	10000000 cycles
Electrical Durability	60000 cycles, 6 A at 250 V, AC-1 C/O
Operating Time	5 ms reset 12 ms
Protection Category	RT III

Disclaimer: This documentation is not intended as a substitute for and is not to be used for determining suitability or reliability of these products for specific user applications

Test Levels	Level A group mounting
Operating Position	Any position
Width	5 mm
Height	28 mm
Depth	18.5 mm
Terminals Description Iso N°1	(11-12-14)OC (A1-A2)CO
Net Weight	0.0054 kg
Load Current	6 A at 250 V AC 0.5 mm mounting distance
Average Coil Consumption	0.17 W
Drop-Out Voltage Threshold	>= 0.05 Uc
Safety Reliability Data	B10d = 60000
Mounting Support	Socket or PCB
Device Presentation	Complete product

Environment

Dielectric Strength	1000 V AC between contacts 4000 V AC between coil and contact
Standards	CSA C22.2 No 14 IEC 61810-1 UL 508
Product Certifications	CSA UL EAC
Ambient Air Temperature For Storage	-40...70 °C
Vibration Resistance	+/- 1 mm (f= 10...55 Hz) conforming to IEC 60068-2-6
Ip Degree Of Protection	IP40 conforming to IEC 60529
Shock Resistance	5 gn (duration = 11 ms) for not operating conforming to IEC 60068-2-27 5 gn (duration = 11 ms) for in operation conforming to IEC 60068-2-27
Ambient Air Temperature For Operation	-40...55 °C

Packing Units

Unit Type Of Package 1	PCE
Number Of Units In Package 1	1
Package 1 Height	0.500 cm
Package 1 Width	1.500 cm
Package 1 Length	2.800 cm
Package 1 Weight	5.000 g
Unit Type Of Package 2	BB1
Number Of Units In Package 2	10
Package 2 Height	0.700 cm
Package 2 Width	2.400 cm
Package 2 Length	30.500 cm
Package 2 Weight	71.000 g

Unit Type Of Package 3	S01
Number Of Units In Package 3	500
Package 3 Height	15.000 cm
Package 3 Width	15.000 cm
Package 3 Length	40.000 cm
Package 3 Weight	3.913 kg

Contractual warranty

Warranty	18 months
----------	-----------

Sustainability

Green Premium™ label is Schneider Electric's commitment to delivering products with best-in-class environmental performance. Green Premium promises compliance with the latest regulations, transparency on environmental impacts, as well as circular and low-CO₂ products.

Guide to assessing product sustainability is a white paper that clarifies global eco-label standards and how to interpret environmental declarations.

[Learn more about Green Premium >](#)

[Guide to assess a product's sustainability >](#)



Transparency RoHS/REACH

Well-being performance

✓	Reach Free Of Svhc	
✓	Toxic Heavy Metal Free	
✓	Mercury Free	
✓	Rohs Exemption Information	Yes
✓	Toxic Free	
✓	Phenolic Free Solution	

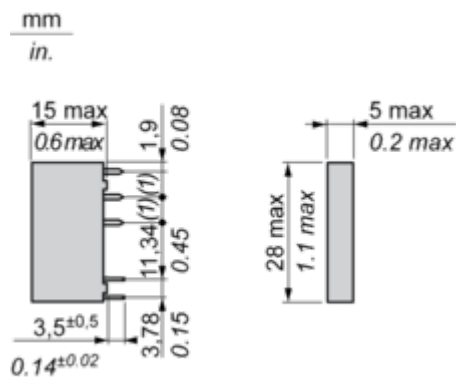
Certifications & Standards

Reach Regulation	REACH Declaration
Eu Rohs Directive	Pro-active compliance (Product out of EU RoHS legal scope) EU RoHS Declaration
China Rohs Regulation	China RoHS declaration
Environmental Disclosure	Product Environmental Profile
Weee	The product must be disposed on European Union markets following specific waste collection and never end up in rubbish bins
Circularity Profile	End of Life Information
California Proposition 65	WARNING: This product can expose you to chemicals including: Nickel compounds, which is known to the State of California to cause cancer, and Di-isodecyl phthalate (DIDP), which is known to the State of California to cause birth defects or other reproductive harm. For more information go to www.P65Warnings.ca.gov

Dimensions Drawings

Dimensions

Relay with Flat Pins (PCB Type)



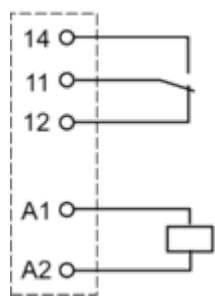
(1): 5.04 mm / 0.19 in.

Connections and Schema

Wiring Diagram

Relay with Flat Pins (PCB Type)

1 C/O contact

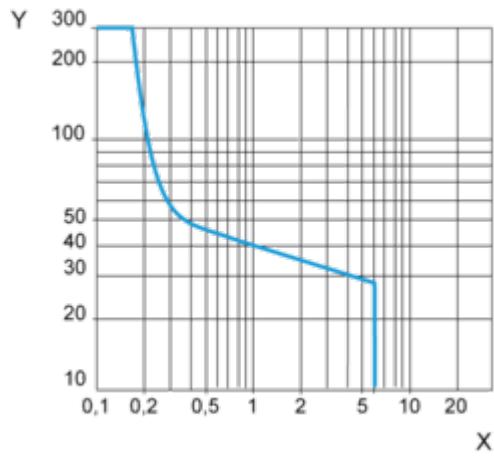


Performance Curves

Curves for Resistive Load

Maximum Switching Capacity on DC Load

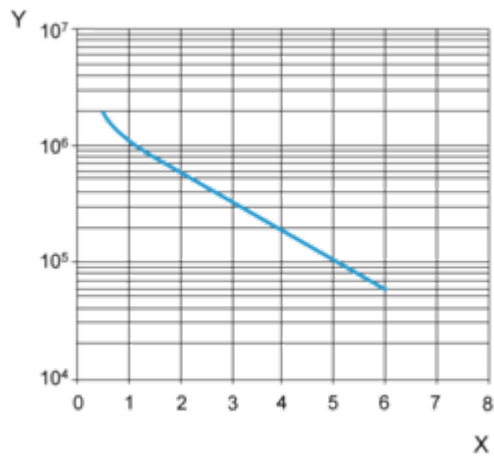
Resistive load



X DC Current
Y DC Voltage

Electrical Durability

Only tested at 6A/250VAC, projection for the rest
250 Vac Resistive load



X Switching current (A)
Y Cycles

Note : These are typical curves, actual durability depends on load, environment, duty cycle, etc.