

Product data sheet

Specifications



Controller, Modicon M171/M172/ M173, optimized display 22 IO, Modbus

TM171ODM22R

Main

Range Of Product	Modicon M171/M172
Product Or Component Type	Controller
Product Specific Application	HVAC and pumping solution
Variant	Programmable
Total Inputs/Outputs	22
Discrete Input Number	6
Discrete Output Number	1 for open collector 3 for relay outputs SPST with same common 2 for relay outputs SPST with independent common
Discrete Output Current	2 A for relay
Analogue Input Number	2 configurable 3 analog input NTC
Analogue Output Number	2 PWM/PPM 3 voltage, range: 0...10 V

Complementary

Number Of Port	1 LAN expansion bus 1 RS485 - screw terminal block (Modbus serial link)
Input/Output Number	5 analog output(s) 6 digital input(s) 5 analog input(s) 6 digital output(s)
Discrete Input Logic	Sink or source (positive/negative)
Contacts Usage	Volt-free contacts
Analogue Input Type	voltage 0...5 V (ratiometric) voltage 0...10 V NTC temperature probe - 50...100 °C - resolution: 0.1 °C current 0...20 mA/4...20 mA voltage 0...1 V
Sensor Power Supply	12 V DC at 85 mA 5 V DC at 20 mA
[Us] Rated Supply Voltage	12...24 V +/- 10 % AC 24 V +/- 10 % DC
Power Consumption In W	4 W
Realtime Clock	Built-in clock at -20...55 °C
Display Type	Four 7-segment display units
Overvoltage Category	II

Disclaimer: This documentation is not intended as a substitute for and is not to be used for determining suitability or reliability of these products for specific user applications

Local Signalling	6 LEDs (red) 5 LEDs (green) 7 LEDs (amber) for programmable
Mounting Support	Flush mounting
Width	74 mm
Height	32 mm
Depth	76 mm
Net Weight	0.164 kg

Environment

Directives	2006/95/EC - low voltage directive 86/188/EEC - physical agents (noise) directive
Standards	EN/IEC 60730
Product Certifications	CSA EAC CE cURus
Ambient Air Temperature For Operation	-20...55 °C conforming to UL 60730-1
Ambient Air Temperature For Storage	-40...85 °C
Relative Humidity	10...90 % non-condensing
Ip Degree Of Protection	IP20
Pollution Degree	2

Packing Units

Unit Type Of Package 1	PCE
Number Of Units In Package 1	1
Package 1 Height	13.000 cm
Package 1 Width	9.100 cm
Package 1 Length	18.500 cm
Package 1 Weight	270.000 g
Unit Type Of Package 2	S02
Number Of Units In Package 2	6
Package 2 Height	15.000 cm
Package 2 Width	30.000 cm
Package 2 Length	40.000 cm
Package 2 Weight	1.899 kg

Sustainability

Green Premium™ label is Schneider Electric’s commitment to delivering products with best-in-class environmental performance. Green Premium promises compliance with the latest regulations, transparency on environmental impacts, as well as circular and low-CO₂ products.

Guide to assessing product sustainability is a white paper that clarifies global eco-label standards and how to interpret environmental declarations.

[Learn more about Green Premium >](#)

[Guide to assess a product’s sustainability >](#)



Transparency RoHS/REACH

Resource performance

✓ Upgradeable Through Digital Modules
And Upgraded Components

Well-being performance

✓ Mercury Free

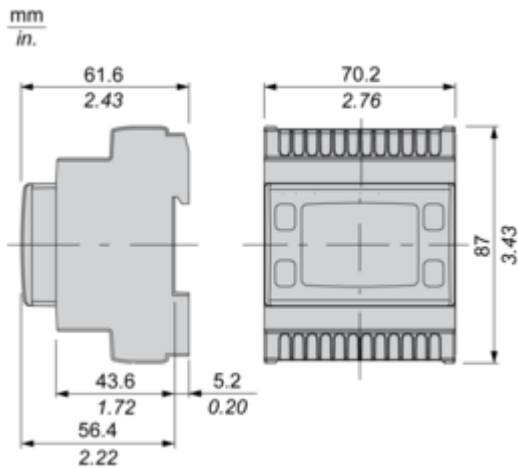
✓ Rohs Exemption Information [Yes](#)

Certifications & Standards

Reach Regulation	REACH Declaration
Eu Rohs Directive	Pro-active compliance (Product out of EU RoHS legal scope)
China Rohs Regulation	China RoHS declaration
Environmental Disclosure	Product Environmental Profile
Weee	The product must be disposed on European Union markets following specific waste collection and never end up in rubbish bins
Circularity Profile	End of Life Information
California Proposition 65	WARNING: This product can expose you to chemicals including: Lead and lead compounds, which is known to the State of California to cause cancer and birth defects or other reproductive harm. For more information go to www.P65Warnings.ca.gov

Dimensions Drawings

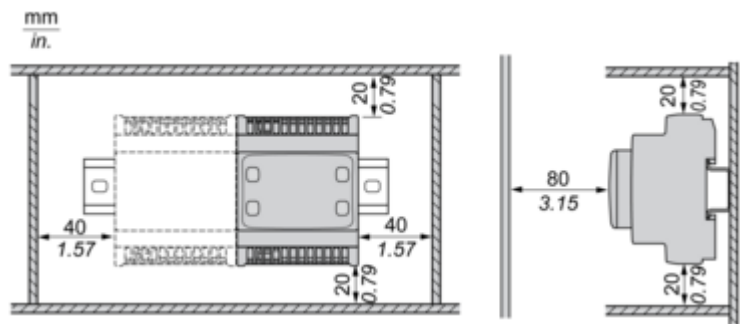
Dimensions



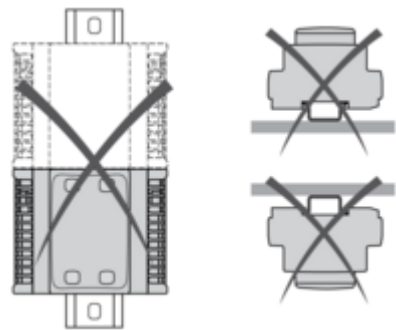
Mounting and Clearance

Mounting and Clearance

Clearance

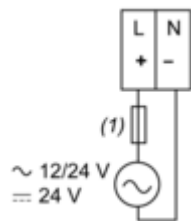


Misplacement



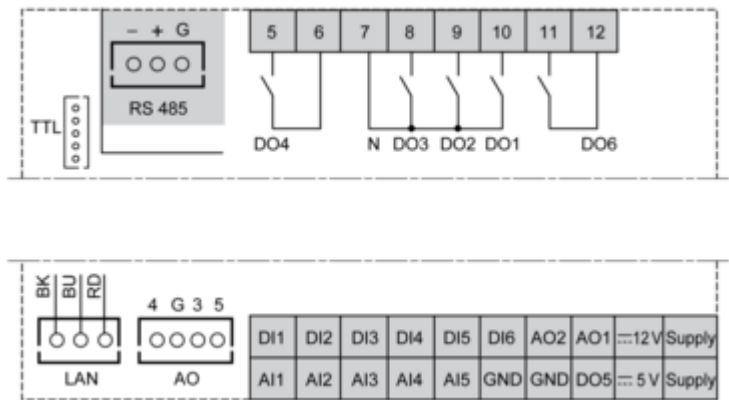
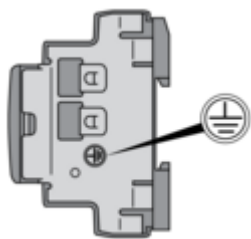
Connections and Schema

Power Supply



(1) Type T fuse (Controller: 1.25 A , Expansion: 1 A)

Wiring Diagram



- N : Neutral
- GND : Ground
- BK : Black
- BU : Blue
- RD : Red
- AI : Analogue input
- AO : Analogue output
- DI : Digital input
- DO : Digital output