


Product data sheet

Specifications



EMC input filter, Altivar, Lexium, 17.6A, 1 phase, 200...240V

VW3A4421

Main

Range Of Product	Altivar Lexium
Product Or Component Type	EMC input filter
Range Compatibility	Lexium 32 Altivar Machine ATV320 Lexium 28 Altivar 32
Product Compatibility	LXM28A ATV32, 200...240 V, 1.1...1.5 kW LXM32, single-phase, line current 8.4...12.9 A Variable speed drive ATV320...B at 1.1 kW, 200...240 V, single phase Variable speed drive ATV320...B at 1.5 kW, 200...240 V, single phase
Product Specific Application	Radio interference input filter
Mounting Location	At variable speed drive side
Network Number Of Phases	Single phase

Complementary

Maximum Cable Distance Between Devices	20 m conforming to IEC 61800-3 category C1 50 m conforming to IEC 61800-3 category C2
[In] Rated Current	17.6 A
Thermal Losses	6.9 W
Network Rated Voltage	200...240 V
Tolerance	- 15...10 %
Net Weight	0.775 kg
Emc Filter Compatibility	Type 021

Packing Units

Unit Type Of Package 1	PCE
Number Of Units In Package 1	1
Package 1 Height	5.000 cm
Package 1 Width	18.000 cm
Package 1 Length	23.300 cm
Package 1 Weight	634.000 g
Unit Type Of Package 2	P06
Number Of Units In Package 2	84
Package 2 Height	75.000 cm

Disclaimer: This documentation is not intended as a substitute for and is not to be used for determining suitability or reliability of these products for specific user applications

Package 2 Width	60.000 cm
Package 2 Length	80.000 cm
Package 2 Weight	66.256 kg

Contractual warranty

Warranty	18 months
----------	-----------

Sustainability

Green Premium™ label is Schneider Electric's commitment to delivering products with best-in-class environmental performance. Green Premium promises compliance with the latest regulations, transparency on environmental impacts, as well as circular and low-CO₂ products.

Guide to assessing product sustainability is a white paper that clarifies global eco-label standards and how to interpret environmental declarations.

[Learn more about Green Premium >](#)

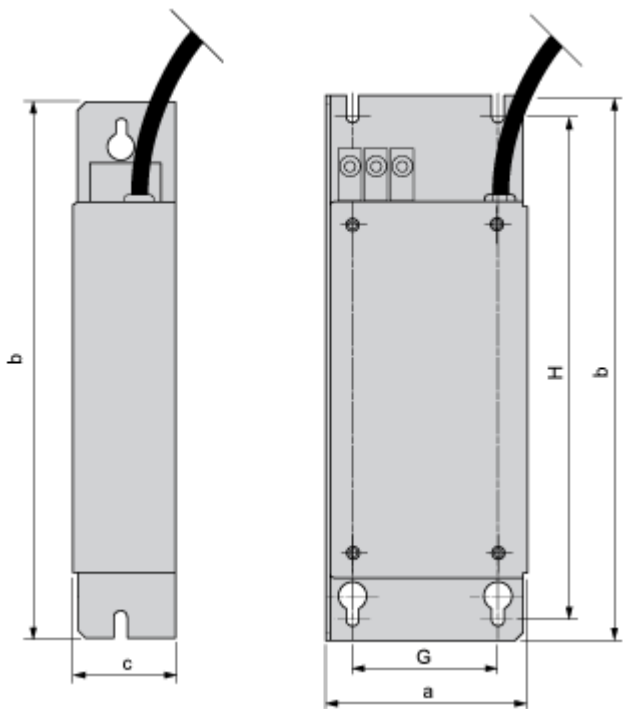
[Guide to assess a product's sustainability >](#)

Well-being performance

✓	Reach Free Of Svhc	
✓	Toxic Heavy Metal Free	
✓	Mercury Free	
✓	Rohs Exemption Information	Yes
Reach Regulation		REACH Declaration
Eu Rohs Directive		Pro-active compliance (Product out of EU RoHS legal scope) EU RoHS Declaration
China Rohs Regulation		China RoHS declaration
California Proposition 65		WARNING: This product can expose you to chemicals including: Lead and lead compounds, which is known to the State of California to cause cancer and birth defects or other reproductive harm. For more information go to www.P65Warnings.ca.gov

Dimensions Drawings

Additional EMC Input Filters



Dimensions in mm

a	b	c	G	H	Ø
107	195	35	85	180	4.5

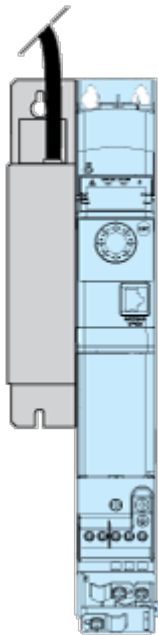
Dimensions in in.

a	b	c	G	H	Ø
4.21	7.68	1.38	3.35	7.09	0.18

Mounting and Clearance

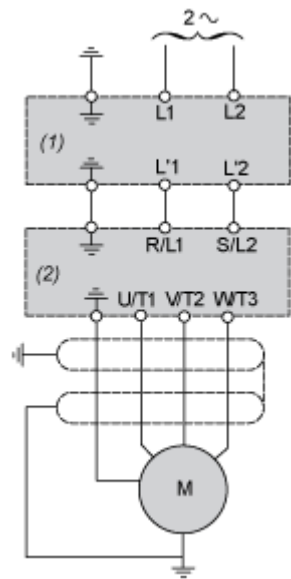
Mounting Recommendations

Mounting the Filter on the Side of the Drive



Connections and Schema

Recommended Schema



- (1) Filter
- (2) Drive