

# Product data sheet

Specifications



## pendant control station XAC-B - 6 pushbuttons + 1 Emergency stop

XACB6916

⚠ Discontinued on: Jan 29, 2021

⚠ Discontinued

### Main

Range Of Product	Harmony XAC
Product Or Component Type	Pendant control station
Device Short Name	XACB

### Complementary

Enclosure Material	Glass reinforced polyester
Electrical Circuit Type	Power circuit
Enclosure Type	Ready for use enclosure
Control Station Application	Control of single speed hoist motor
Control Station Composition	6 push-buttons + 1 emergency stop
Control Button Type	Emergency stop push-button Ø 40 mm 3 NC trigger action First push-button 2-pole raise, slow Second push-button 2-pole lower, slow Fourth push-button 2-pole left, slow Third push-button 2-pole right, slow Fifth push-button 2-pole forward slow Sixth push-button 2-pole reverse, slow
Product Compatibility	XESD1191 for reversing operation XACS499 for emergency stop
Mechanical Interlocking	With mechanical interlocking between pairs
Control Station Colour	Yellow
Connections - Terminals	Screw clamp terminals, 1 x 2.5 mm² with or without cable end Screw clamp terminals, 2 x 1.5 mm² with or without cable end
Standards	CSA C22.2 No 14 EN/IEC 60947-5-5 EN/IEC 60947-5-1 EN/IEC 60204-32 EN/ISO 13850: 2006
Product Certifications	CSA
Protective Treatment	TH
Ambient Air Temperature For Operation	-25...70 °C
Ambient Air Temperature For Storage	-40...70 °C
Vibration Resistance	15 gn (f= 10...500 Hz) conforming to IEC 60068-2-6
Shock Resistance	100 gn conforming to IEC 60068-2-27
Overvoltage Category	Class II conforming to IEC 61140
Ip Degree Of Protection	IP65 conforming to IEC 60529

Disclaimer: This documentation is not intended as a substitute for and is not to be used for determining suitability or reliability of these products for specific user applications

<b>Ik Degree Of Protection</b>	IK08
<b>Mechanical Durability</b>	1000000 cycles
<b>Cable Entry</b>	Rubber sleeve with stepped entry 10...22 mm
<b>[Ithe] Conventional Enclosed Thermal Current</b>	12 A
<b>[Ui] Rated Insulation Voltage</b>	Emergency stop contact: 400 V (pollution degree 3) conforming to IEC 60947-1 600 V conforming to CSA
<b>[Uimp] Rated Impulse Withstand Voltage</b>	6 kV conforming to IEC 60947-1
<b>Contact Operation</b>	Snap action
<b>Operating Force</b>	17 N push-button 40 N emergency stop
<b>Short-Circuit Protection</b>	10 A fuse protection by cartridge fuse type aM
<b>Rated Power In Hp</b>	2 hp at 240 V, CSA certified 3 hp at 600 V, CSA certified 5 hp at 400 V, CSA certified
<b>Rated Operational Power In W</b>	2200 W AC-3 at 240 V conforming to IEC 60947-3 appendix A 2200 W AC-3 at 400 V conforming to IEC 60947-3 appendix A 2200 W AC-4 at 240 V conforming to IEC 60947-3 appendix A 2200 W AC-4 at 400 V conforming to IEC 60947-3 appendix A
<b>Electrical Durability</b>	300000 cycles AC-3, 2200 W at 240 V, operating rate <10 cyc/mn, load factor = 0.4 conforming to IEC 60947-3 appendix A 300000 cycles AC-3, 2200 W at 400 V, operating rate <10 cyc/mn, load factor = 0.4 conforming to IEC 60947-3 appendix A 300000 cycles AC-4, 2200 W at 240 V, operating rate <10 cyc/mn, load factor = 0.4 conforming to IEC 60947-3 appendix A 300000 cycles AC-4, 2200 W at 400 V, operating rate <10 cyc/mn, load factor = 0.4 conforming to IEC 60947-3 appendix A 500000 cycles AC-3, 1500 W at 240 V, operating rate <10 cyc/mn, load factor = 0.4 conforming to IEC 60947-3 appendix A 500000 cycles AC-4, 1500 W at 240 V, operating rate <10 cyc/mn, load factor = 0.4 conforming to IEC 60947-3 appendix A 800000 cycles AC-3, 1500 W at 400 V, operating rate <10 cyc/mn, load factor = 0.4 conforming to IEC 60947-3 appendix A 800000 cycles AC-4, 1500 W at 400 V, operating rate <10 cyc/mn, load factor = 0.4 conforming to IEC 60947-3 appendix A
<b>Terminals Description Iso N°1</b>	(23-24)NO (33-34)NO (13-14)NO (43-44)NO
<b>Terminals Description Iso N°2</b>	(11-12)NC (21-22)NC (31-32)NC
<b>Terminal Identifier</b>	(11-12)NC (13-14)NO
<b>Net Weight</b>	1.41 kg
<b>Contractual warranty</b>	
<b>Warranty</b>	18 months

## Sustainability



**Green Premium™** label is Schneider Electric's commitment to delivering products with best-in-class environmental performance. Green Premium promises compliance with the latest regulations, transparency on environmental impacts, as well as circular and low-CO<sub>2</sub> products.

**Guide to assessing product sustainability** is a white paper that clarifies global eco-label standards and how to interpret environmental declarations.

[Learn more about Green Premium >](#)

[Guide to assess a product's sustainability >](#)

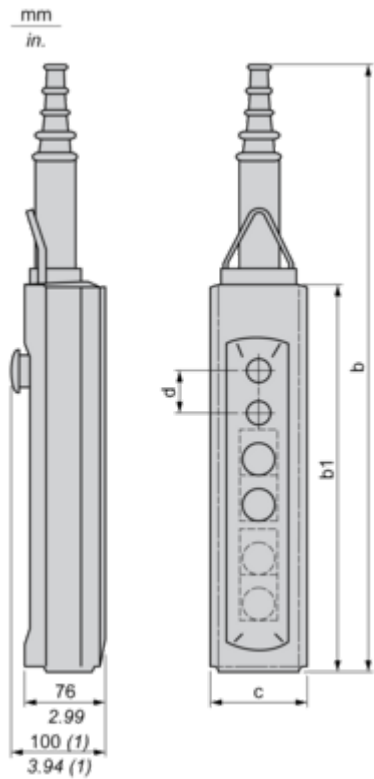
## Well-being performance

 Mercury Free	
 Rohs Exemption Information	<a href="#">Yes</a>
Reach Regulation	<a href="#">REACH Declaration</a>
Eu Rohs Directive	Pro-active compliance (Product out of EU RoHS legal scope)
China Rohs Regulation	<a href="#">China RoHS declaration</a>
Weee	The product must be disposed on European Union markets following specific waste collection and never end up in rubbish bins
California Proposition 65	WARNING: This product can expose you to chemicals including: Nickel compounds, which is known to the State of California to cause cancer, and Di-isodecyl phthalate (DIDP), which is known to the State of California to cause birth defects or other reproductive harm. For more information go to <a href="http://www.P65Warnings.ca.gov">www.P65Warnings.ca.gov</a>

Dimensions Drawings

Dimensions

Below drawing shows a product with 6 cut-outs. Select the number of cut-outs according to the product characteristics in order to get b, b1 and c dimensions.



(1) With mushroom head operator

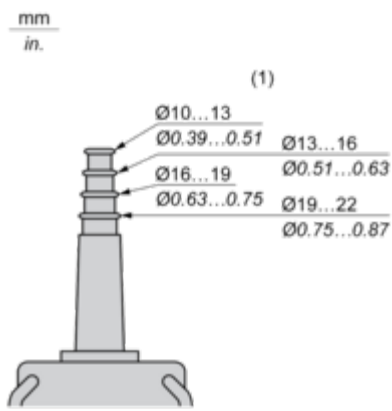
Dimensions in mm

Number of cut-outs	2	4	6	8	12
b	409	499	589	679	679
b1	220	310	400	490	490
c	98	98	98	98	98
d	40	40	40	40	30

Dimensions in in.

Number of cut-outs	2	4	6	8	12
b	16.10	19.64	23.19	26.73	26.73
b1	8.66	12.20	15.75	19.29	19.29
c	3.86	3.86	3.86	3.86	3.86
d	1.57	1.57	1.57	1.57	1.18

Protective cable sleeves

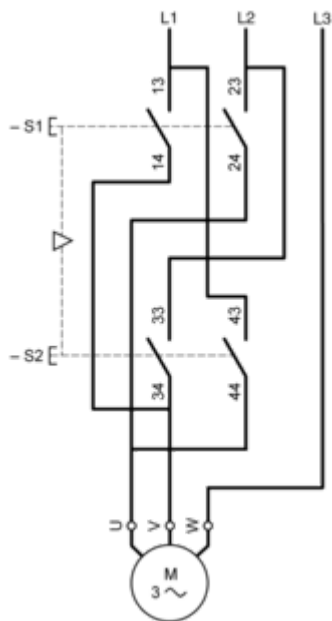


(1) Internal Ø

Connections and Schema

Control of Single-Speed Reversing Motor 2-Phase Switching

With XESD1191 contact block, to be ordered separately



Combined with 3-pole isolating block XACS399 or XACS3991, shown in the unoperated position (pendant station "supplied"), fitted with key release trigger action latching Emergency stop operator.

