

Product data sheet

Specifications



Pilot light, Harmony XB7, round yellow, 22mm, bulb BA9s, screw clamp terminals, 230V

XB7EV75P

Main

Range Of Product	Harmony XB7
Product Or Component Type	Pilot light
Device Short Name	XB7
Mounting Diameter	22 mm
Sale Per Indivisible Quantity	10
Operator Additional Information	With plain lens
Light Source	Incandescent
Device Presentation	Monolithic product

Complementary

Height	29 mm
Width	29 mm
Depth	54 mm
Terminals Description Iso N°1	(X1-X2)PL
Net Weight	0.02 kg
Overvoltage Category	Class II conforming to IEC 60536
Device Mounting	Fixing hole - diameter: 22.5 mm 22.3 +0.4/0 conforming to IEC 60947-5-1
Fixing Center	>= 30 x 40 mm (support panel) metal - thickness: 1...6 mm >= 30 x 40 mm (support panel) plastic - thickness: 2...6 mm
Fixing Mode	Fixing nut beneath head: 2...2.4 N.m
Shape Of Signaling Unit Head	Round
Cap/Operator Or Lens Colour	Yellow
Connections - Terminals	Faston connectors, connection size: 6.35 x 0.8 mm conforming to IEC 60947-1 Forked type tag connectors, connection size: 6.5 mm conforming to IEC 60947-1 Screw clamp terminals, <= 2 x 1.5 mm² with cable end conforming to IEC 60947-1 Screw clamp terminals, 1 x 0.22...2 x 2.5 mm² without cable end conforming to IEC 60947-1
Tightening Torque	0.8...1.2 N.m conforming to IEC 60947-1
Shape Of Screw Head	Cross compatible with JIS No 1 screwdriver Cross compatible with Philips no 1 screwdriver Cross compatible with pozidriv No 1 screwdriver Slotted compatible with flat Ø 4 mm screwdriver Slotted compatible with flat Ø 5.5 mm screwdriver
[Ui] Rated Insulation Voltage	250 V (pollution degree 3) conforming to IEC 60947-1
[Uimp] Rated Impulse Withstand Voltage	6 kV conforming to IEC 60947-1

Disclaimer: This documentation is not intended as a substitute for and is not to be used for determining suitability or reliability of these products for specific user applications

Signalling Type	Steady
Bulb Base	BA 9s
Light Block Supply	Direct through resistor <2.6 W 130 V
[Us] Rated Supply Voltage	230 V AC at 50/60 Hz
Supply Voltage Limits	195...264 V AC
Service Life	2000 h at rated voltage and 25 °C
Compatibility Code	XB7

Environment

Protective Treatment	TH
Ambient Air Temperature For Storage	-40...70 °C
Ambient Air Temperature For Operation	-25...55 °C
Ip Degree Of Protection	IP20 (rear face) conforming to IEC 60529 IP54 (front face) conforming to IEC 60529
Nema Degree Of Protection	NEMA 12
Standards	JIS C8201-5-1 IEC 60947-1 CSA C22.2 No 14 IEC 60947-5-1 UL 508 JIS C8201-1
Vibration Resistance	5 gn (f= 2...500 Hz) conforming to IEC 60068-2-6
Shock Resistance	50 gn (duration = 11 ms) for half sine wave acceleration conforming to IEC 60068-2-27
Electromagnetic Compatibility	Disturbing field emission class B conforming to IEC 55011

Packing Units

Unit Type Of Package 1	PCE
Number Of Units In Package 1	1
Package 1 Height	3.000 cm
Package 1 Width	3.000 cm
Package 1 Length	5.000 cm
Package 1 Weight	20.000 g
Unit Type Of Package 2	BB1
Number Of Units In Package 2	10
Package 2 Height	5.500 cm
Package 2 Width	11.500 cm
Package 2 Length	16.000 cm
Package 2 Weight	201.000 g
Unit Type Of Package 3	S01
Number Of Units In Package 3	100
Package 3 Height	15.000 cm
Package 3 Width	15.000 cm
Package 3 Length	40.000 cm

Package 3 Weight	2.300 kg
------------------	----------

Contractual warranty

Warranty	18 months
----------	-----------

Sustainability

Green Premium™ label is Schneider Electric's commitment to delivering products with best-in-class environmental performance. Green Premium promises compliance with the latest regulations, transparency on environmental impacts, as well as circular and low-CO₂ products.

Guide to assessing product sustainability is a white paper that clarifies global eco-label standards and how to interpret environmental declarations.

[Learn more about Green Premium >](#)

[Guide to assess a product's sustainability >](#)



Transparency RoHS/REACH

Well-being performance

✓ Reach Free Of Svhc

✓ Toxic Heavy Metal Free

✓ Mercury Free

✓ Rohs Exemption Information Yes

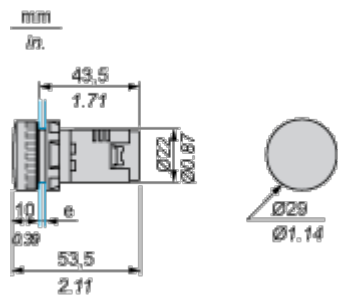
Certifications & Standards

Reach Regulation	REACH Declaration
Eu Rohs Directive	Pro-active compliance (Product out of EU RoHS legal scope) EU RoHS Declaration
China Rohs Regulation	China RoHS declaration
Environmental Disclosure	Product Environmental Profile
Weee	The product must be disposed on European Union markets following specific waste collection and never end up in rubbish bins
Circularity Profile	End of Life Information
California Proposition 65	WARNING: This product can expose you to chemicals including: Lead and lead compounds, which is known to the State of California to cause cancer and birth defects or other reproductive harm. For more information go to www.P65Warnings.ca.gov

Dimensions Drawings

Pilot Light with Screw Terminal

Dimensions

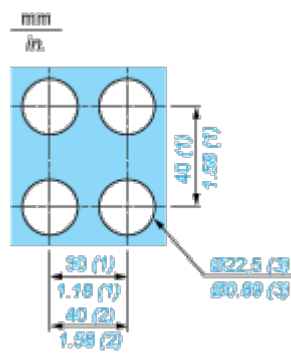


e Support panel thickness: 1 to 6 mm/0.4 to 0.24 in. (metal), 2 to 6 mm/0.8 to 0.24 in. (plastic).

Mounting and Clearance

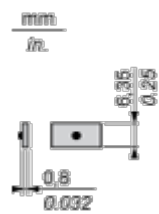
Mounting

Diameter of Finished Fixing Holes

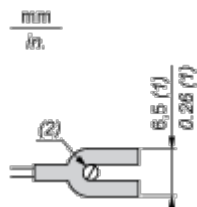


- (1) Minimum value.
- (2) 40 mm/1.58 in. for Emergency switching off pushbutton only.
- (3) Standard value: Ø 22.3 (0; + 0.4) mm/Ø 0.88 (0; + 0.02) in.

Faston Clip Connection



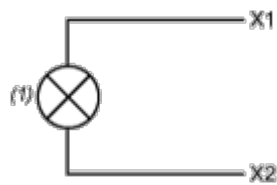
“U” Type Tag Connection



- (1) 6.5 mm/0.26 in. recommended, 7 mm/0.28 in. max.
- (2) M3 screw clamp terminal.

Connections and Schema

Wiring Diagram



(1) bulb BA 9s