

# Product data sheet

Specifications



## EtherCAT diagnostic expansion module, Modicon MCM, screw term

XPSMCMCO0000EC

### Main

Range Of Product	Modicon MCM
Product Or Component Type	Non-safe communication module
Device Short Name	XPSMCM
[Us] Rated Supply Voltage	24 V - 20...20 % DC

### Complementary

Power Dissipation In W	3 W
Quality Labels	CE
Range Compatibility	Preventa XPSMCM
Connector Type	RJ45
Number Of Port	2
Method Of Access	Server
Transmission Rate	100 Mbit/s for full duplex
Communication Port Protocol	EtherCAT
Current Consumption	0.125 mA
Maximum Cable Distance Between Devices	100 m
Local Signalling	LED green with PWR marking for power ON LED green with RUN marking for operating LED red with E IN marking for internal error LED red with E EX marking for external error LED green/red with ERR marking for communication error LED green/red with STS marking for operating
Connections - Terminals	2 captive screw clamp terminals, removable terminal block
Cable Cross Section	0.2...1.5 mm² - AWG 24...AWG 16 flexible cablewithout cable end 0.2...2.5 mm² - AWG 24...AWG 14 flexible cablewithout cable end 0.25...1 mm² - AWG 23...AWG 18 flexible cablewith cable end, without bezel 0.25...2.5 mm² - AWG 23...AWG 14 flexible cablewith cable end, with bezel 0.25...2.5 mm² - AWG 23...AWG 14 flexible cablewith cable end, without bezel 0.5...1.5 mm² - AWG 20...AWG 16 flexible cablewith cable end, with double bezel 0.2...1 mm² - AWG 24...AWG 18 solid cablewithout cable end 0.2...2.5 mm² - AWG 24...AWG 14 solid cablewithout cable end
Mounting Support	Omega 35 mm DIN rail conforming to EN 50022
Width	22.5 mm
Height	99 mm
Depth	114.5 mm
Net Weight	0.3 kg

Disclaimer: This documentation is not intended as a substitute for and is not to be used for determining suitability or reliability of these products for specific user applications

# Environment

Product Certifications	cULus RCM TÜV
Ip Degree Of Protection	IP20
Ambient Air Temperature For Operation	-10...55 °C
Ambient Air Temperature For Storage	-20...85 °C
Relative Humidity	10...95 %
Pollution Degree	2
Insulation	250 V AC between power supply and housing conforming to IEC 61800-5-1
Overvoltage Category	II
Electromagnetic Compatibility	Electrostatic discharge immunity test - test level: 6 kV (on contact) conforming to IEC 61000-4-2 Electrostatic discharge immunity test - test level: 20 kV (on air) conforming to IEC 61000-4-2 Susceptibility to electromagnetic fields - test level: 10 V/m (80...1000 MHz) conforming to IEC 61000-4-3 Susceptibility to electromagnetic fields - test level: 30 V/m (1.4 GHz...2 GHz) conforming to IEC 61000-4-3
Vibration Resistance	+/-0.35 mm (f= 10...55 Hz) conforming to IEC 61496-1
Shock Resistance	10 gn (duration = 16 ms) for 1000 shocks on each axis conforming to IEC 61496-1
Operating Altitude	2000 m
Service Life	20 year(s)

# Packing Units

Unit Type Of Package 1	PCE
Number Of Units In Package 1	1
Package 1 Height	16 cm
Package 1 Width	4.3 cm
Package 1 Length	12.4 cm
Package 1 Weight	305 g
Unit Type Of Package 2	S01
Number Of Units In Package 2	6
Package 2 Height	15 cm
Package 2 Width	15 cm
Package 2 Length	40 cm
Package 2 Weight	2.055 kg

## Sustainability

**Green Premium™** label is Schneider Electric's commitment to delivering products with best-in-class environmental performance. Green Premium promises compliance with the latest regulations, transparency on environmental impacts, as well as circular and low-CO<sub>2</sub> products.

**Guide to assessing product sustainability** is a white paper that clarifies global eco-label standards and how to interpret environmental declarations.

[Learn more about Green Premium >](#)

[Guide to assess a product's sustainability >](#)

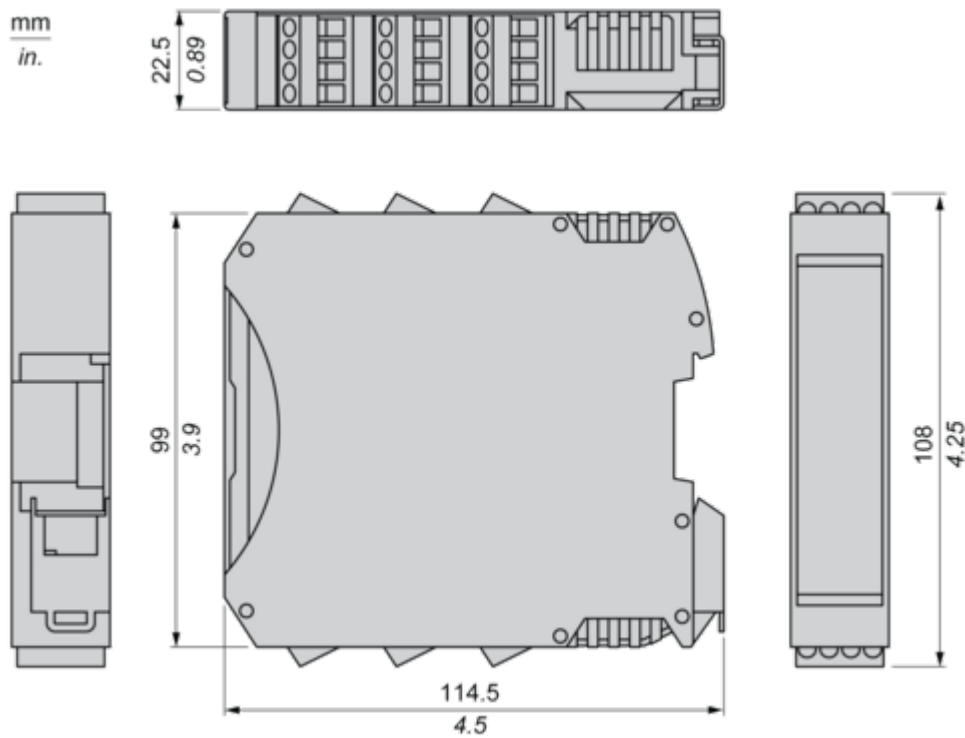
## Well-being performance

✓	Reach Free Of Svhc	
✓	Mercury Free	
✓	Rohs Exemption Information	Yes
✓	Pvc Free	
Reach Regulation	<a href="#">REACH Declaration</a>	
Eu Rohs Directive	Pro-active compliance (Product out of EU RoHS legal scope)	
China Rohs Regulation	<a href="#">China RoHS declaration</a>	
Weee	The product must be disposed on European Union markets following specific waste collection and never end up in rubbish bins	
California Proposition 65	WARNING: This product can expose you to chemicals including: Lead and lead compounds, which is known to the State of California to cause cancer and birth defects or other reproductive harm. For more information go to <a href="http://www.P65Warnings.ca.gov">www.P65Warnings.ca.gov</a>	

Dimensions Drawings

Dimensions


Screw Terminal



Mounting and Clearance

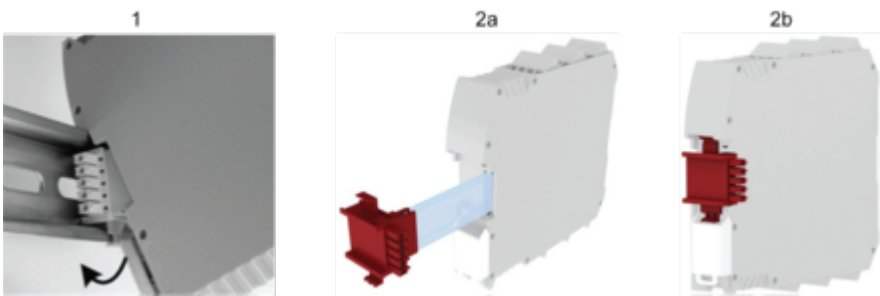
Mounting Safety Controller CPU with Module(s)

Mount BackPlane Connector on Rail



- 1 : Connect as much Backplane Connector as module to be install.
- 2 : Fix the connectors to the rail (Top first).

Mount Safety Controller CPU with Other Module(s)




- 1 : Mount controller CPU and modules on rail.
- 2 : Make sure that the controller CPU or the module(s) are plugged on the BackPlane connector.

Connections and Schema

Connection & Schema

---

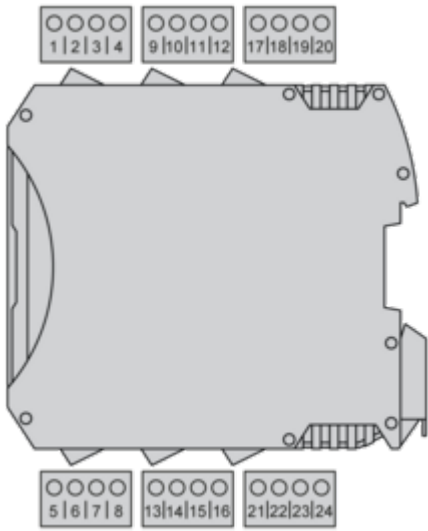
ETHERCAT Connector



Description	ECAT (ETHERCAT) standard communication device
Wiring	<div>PIN/ Signal</div> <div>1/ Tx+</div> <div>2/ Tx-</div> <div>3/ Rx+</div> <div>4/ not connected</div> <div>5/ not connected</div> <div>6/ Rx-</div> <div>7/ not connected</div> <div>8/ not connected</div>
Data sets	<div>input status, input diagnostics,</div> <div>fieldbus input status, probe status,</div> <div>safety output status, safety output diagnostics</div>

Wiring

Terminal Designation



Terminal	Signal	Description
1	24 VDC	24 Vdc power supply
2	-	Not connected
3		
4	0 VDC	0 Vdc power supply
5	-	Not connected
6		
7		
8		

Wiring Example

