

Product data sheet

Specifications



Preventa safety remote mixed I/O module - 16 I not isolated - 16 O not isolated

XPSMF3DIO16801

⚠ Discontinued on: Dec 31, 2019

⚠ To be end-of-service on: Dec 31, 2027

⚠ Discontinued - Service only

Main

Range Of Product	Preventa Safety automation
Product Or Component Type	Preventa safety remote mixed I/O module
Safety Module Name	XPSMF3
Safety Module Application	Extension of I/O capacity
Safety Use Category	Category 4 maximum conforming to EN 954-1 Performance level e conforming to EN/ISO 13849-1 SIL 3 conforming to EN/IEC 61508
Function Of Module	Monitoring safety actuators for discrete input Monitoring safety actuators for discrete output Monitoring safety detection for discrete input Monitoring safety dialogue for discrete input Monitoring safety dialogue for discrete output Monitoring short-circuit and line break for line control outputs
[Us] Rated Supply Voltage	24 V DC - 15...20 %
Supply	SELV or PELV conforming to EN/IEC 60950
Discrete Input Number	16 not isolated discrete input(s)
Number Of Outputs	2 not isolated for line control outputs
Discrete Output Number	16, not isolated
Structure Type	10BASE-T/100BASE-TX

Complementary

Response Time	Depending on size of application
Associated Fuse Rating	16 A, slow-blow
Voltage State 0 Guaranteed	<= 5 V for discrete input
Voltage State 1 Guaranteed	15...< 30 V for discrete input
Current State 0 Guaranteed	1...1.5 mA (discrete input)
Current State 1 Guaranteed	<= 2 mA (discrete input)
Discrete Input Voltage	20 V
Discrete Input Current	40 mA
Input Protection Type	Protected against short-circuit
Output Voltage	20 V line control outputs
Nominal Output Current	60 mA for line control outputs
Switching Voltage	7.5 V for discrete input

Disclaimer: This documentation is not intended as a substitute for and is not to be used for determining suitability or reliability of these products for specific user applications

Switching Time	250 µs
Discrete Output Voltage	24 V DC
Output Voltage Tolerance	+/- 3 %
Discrete Output Current	> 10 mA at 60 °C (channels 1 to 3, 5 to 7, 4 and 8) 1 A at 60 °C (channels 1 to 3, 5 to 7, 4 and 8) 2 A at 40 °C (channels 1 to 3, 5 to 7, 4 and 8) <= 9 A (all channels)
Inductive Load	500 mH for discrete output
Maximum Tungsten Load	<25 W for discrete output
Maximum Line Resistance	5 kOhm for discrete output
Minimum Load	2 mA per channel
Maximum Leakage Current	1 mA, at 2 V at state 0 for discrete output
Communication Port Protocol	Safe Ethernet with 2 RJ45 port(s), transmission rate: 100 Mbps, 10 Mbps, medium: dual twisted pair cable, category 5D or better
Exchange Mode	Half duplex, full duplex, autonegotiation
Number Of Terminal Blocks	1 for line control outputs 1 for power supply 3 for discrete output 4 for discrete input
Current Consumption	14 A at 24 V DC on power supply
Mounting Support	35 mm symmetrical DIN rail
Depth	86.5 mm
Height	109 mm
Width	205 mm
Net Weight	1.3 kg

Environment

Ip Degree Of Protection	IP20
Ambient Air Temperature For Operation	0...60 °C
Ambient Air Temperature For Storage	-40...85 °C

Packing Units

Unit Type Of Package 1	PCE
Number Of Units In Package 1	1
Package 1 Height	17.0 cm
Package 1 Width	19.5 cm
Package 1 Length	30.0 cm
Package 1 Weight	1.689 kg
Unit Type Of Package 2	S04
Number Of Units In Package 2	3
Package 2 Height	30.0 cm
Package 2 Width	40.0 cm
Package 2 Length	60.0 cm
Package 2 Weight	6.415 kg

Contractual warranty

Warranty	18 months
----------	-----------

Sustainability

Green Premium™ label is Schneider Electric's commitment to delivering products with best-in-class environmental performance. Green Premium promises compliance with the latest regulations, transparency on environmental impacts, as well as circular and low-CO₂ products.

Guide to assessing product sustainability is a white paper that clarifies global eco-label standards and how to interpret environmental declarations.

[Learn more about Green Premium >](#)

[Guide to assess a product's sustainability >](#)

Well-being performance



Mercury Free



Rohs Exemption Information

Yes

Eu Rohs Directive

Pro-active compliance (Product out of EU RoHS legal scope)

[EU RoHS Declaration](#)

China Rohs Regulation

[China RoHS declaration](#)

Weee

The product must be disposed on European Union markets following specific waste collection and never end up in rubbish bins

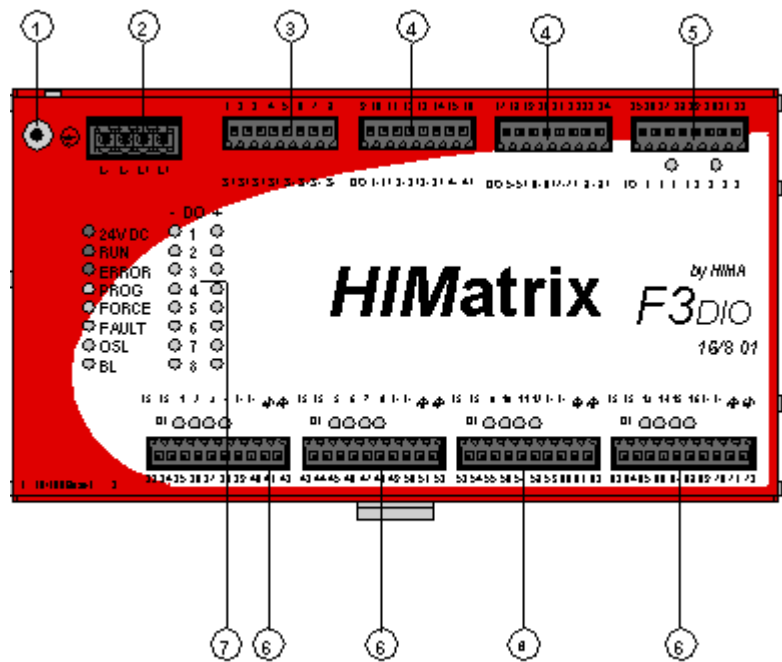
California Proposition 65

WARNING: This product can expose you to chemicals including: Lead and lead compounds which is known to the State of California to cause Carcinogen & Reproductive harm. For more information go to www.p65warnings.ca.gov

Presentation

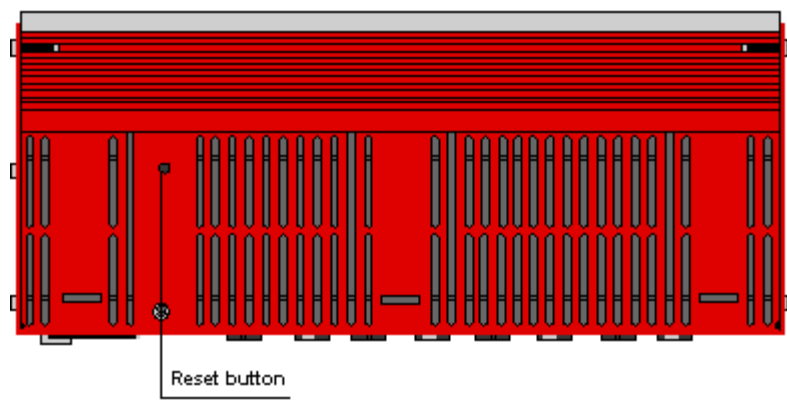
Housing Elements

Front View

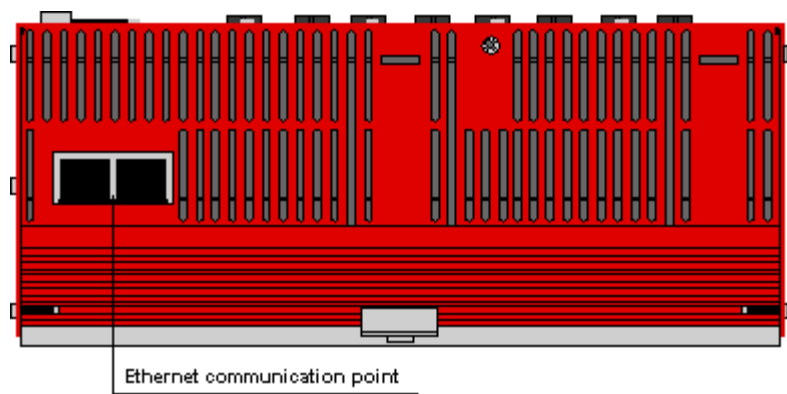


No.	Description
1	Earthing connection point
2	Power supply input
3	Reference poles
4	Digital outputs
5	Pulsed output terminals
6	Digital inputs
7	Indicators

Top View



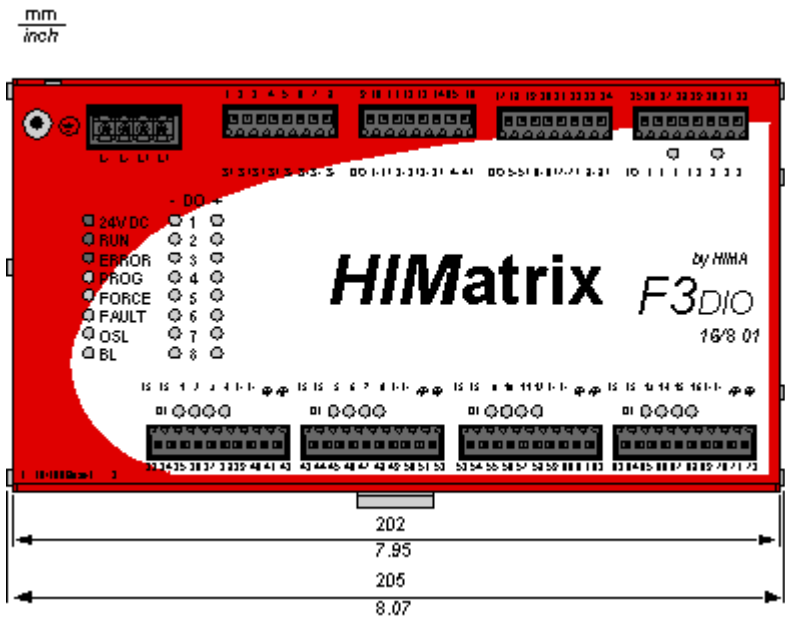
Bottom View



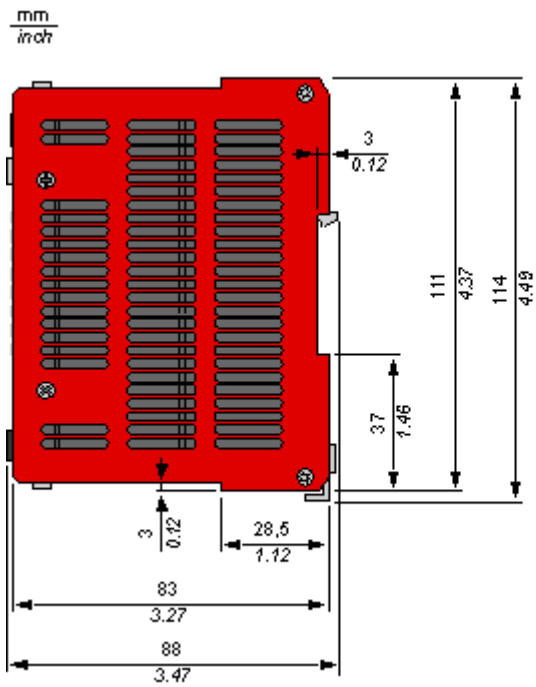
Dimensions Drawings

Dimensions

Front View



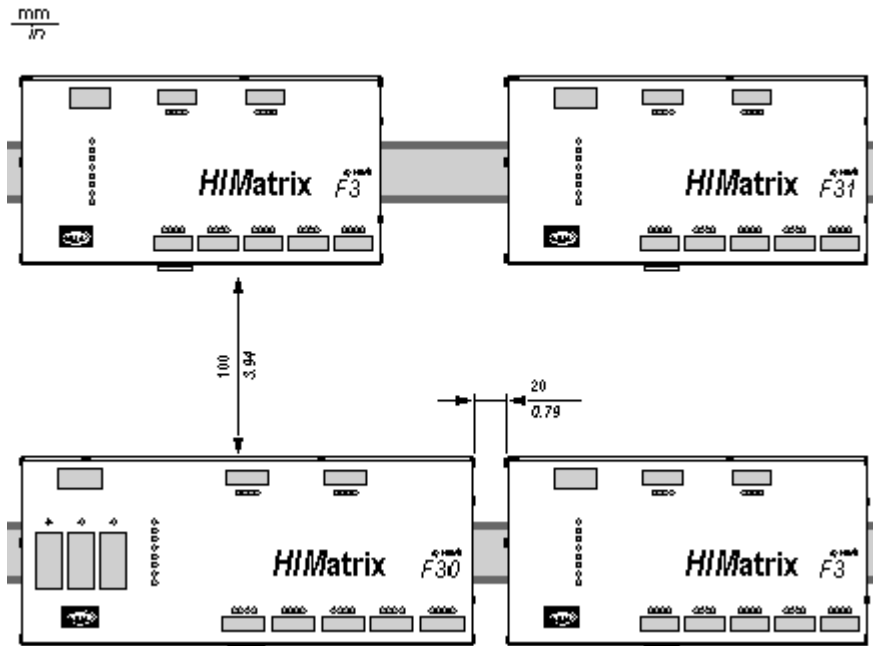
Side View



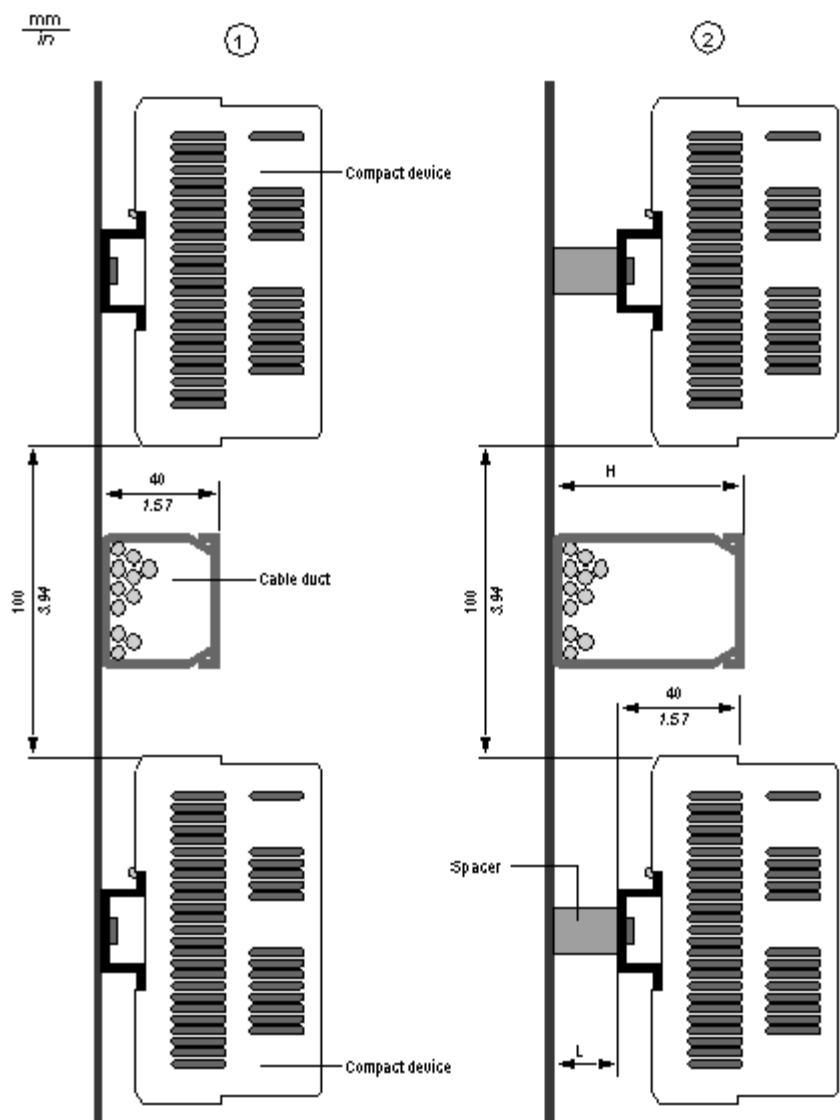
Mounting and Clearance

Mounting

Minimum Clearances

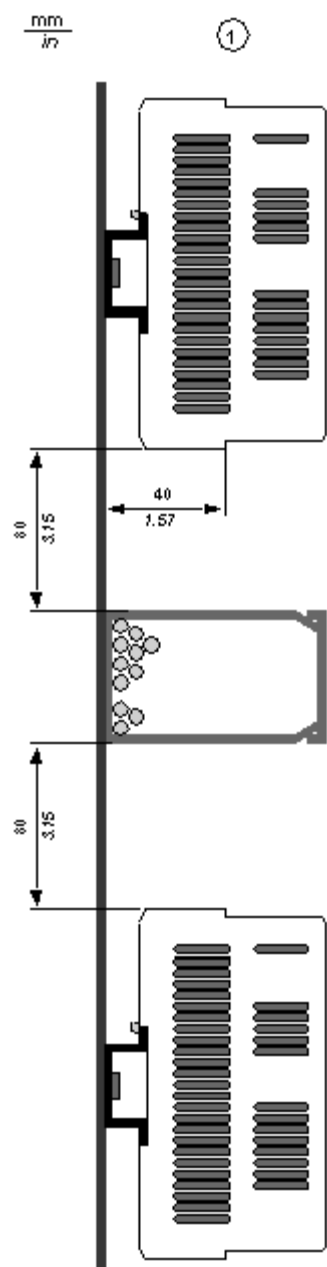


Air Circulation

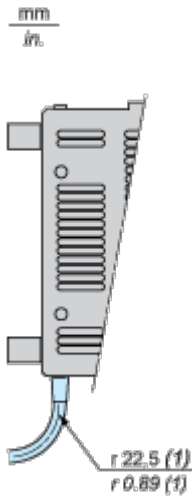


No.	Description
1	The height of the cable ducts is less than 40 mm / 1.57 in.
2	The height of the cable ducts is greater than 40 mm / 1.57 in.

L = H - 40 mm / 1.57 in.
L = length of the spacer
H = height of the cable duct
Minimum clearance when H > 40 mm/1.57 in. and no spacer



Mounting Precautions Relating to RJ45 Connector



(1) minimum value