

Product data sheet

Specifications



Photoelectric sensors XU, XUB, receiver, Sn 15 m, 12...24 VDC, M12

XUB2ANANM12R

 To be discontinued on: Apr 4, 2025

 To be discontinued

Main

Range Of Product	Telemecanique Photoelectric sensors XU
Series Name	General purpose single mode
Electronic Sensor Type	Photo-electric sensor receiver
Sensor Name	XUB
Sensor Design	Cylindrical M18
Detection System	Thru beam
Material	Plastic
Line Of Sight Type	Axial
Type Of Output Signal	Discrete
Supply Circuit Type	DC
Wiring Technique	3-wire
Discrete Output Type	NPN
Discrete Output Function	1 NO
Electrical Connection	1 male connector M12, 4 pins
Product Specific Application	-
Emission	Infrared thru beam
[Sn] Nominal Sensing Distance	15 m thru beam need a transmitter XUB2AKSNM12T

Complementary

Enclosure Material	PBT
Lens Material	PMMA
Maximum Sensing Distance	20 m thru beam
Output Type	Solid state
Add On Output	Without
Status Led	1 LED (yellow) for output state
[Us] Rated Supply Voltage	12...24 V DC with reverse polarity protection
Supply Voltage Limits	10...36 V DC
Switching Capacity In Ma	<= 100 mA (overload and short-circuit protection)
Switching Frequency	<= 500 Hz
Maximum Voltage Drop	<1.5 V (closed state)

Disclaimer: This documentation is not intended as a substitute for and is not to be used for determining suitability or reliability of these products for specific user applications

Current Consumption	35 mA no-load
Maximum Delay First Up	15 ms
Maximum Delay Response	1 ms
Maximum Delay Recovery	1 ms
Setting-Up	Without sensitivity adjustment
Diameter	18 mm
Length	60 mm
Net Weight	0.04 kg

Environment

Product Certifications	CE UL CSA
Ambient Air Temperature For Operation	-25...55 °C
Ambient Air Temperature For Storage	-40...70 °C
Vibration Resistance	7 gn, amplitude = +/- 1.5 mm (f = 10...55 Hz) conforming to IEC 60068-2-6
Shock Resistance	30 gn (duration = 11 ms) conforming to IEC 60068-2-27
Ip Degree Of Protection	IP65 double insulation conforming to IEC 60529 IP67 double insulation conforming to IEC 60529 IP69K double insulation conforming to DIN 40050

Packing Units

Unit Type Of Package 1	PCE
Number Of Units In Package 1	1
Package 1 Height	6.5 cm
Package 1 Width	9.5 cm
Package 1 Length	4.2 cm
Package 1 Weight	33.0 g
Unit Type Of Package 2	S01
Number Of Units In Package 2	11
Package 2 Height	15.0 cm
Package 2 Width	15.0 cm
Package 2 Length	40.0 cm
Package 2 Weight	588.0 g

Contractual warranty

Warranty	18 months
----------	-----------

Sustainability

Green Premium™ label is Schneider Electric's commitment to delivering products with best-in-class environmental performance. Green Premium promises compliance with the latest regulations, transparency on environmental impacts, as well as circular and low-CO₂ products.

Guide to assessing product sustainability is a white paper that clarifies global eco-label standards and how to interpret environmental declarations.

[Learn more about Green Premium >](#)

[Guide to assess a product's sustainability >](#)



RoHS/REACH

Well-being performance

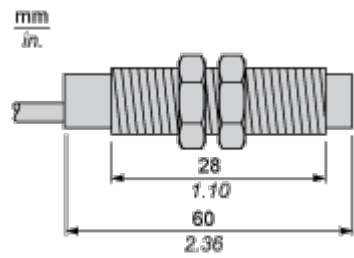
 Rohs Exemption Information [Yes](#)

Certifications & Standards

Reach Regulation	REACH Declaration
Eu Rohs Directive	Pro-active compliance (Product out of EU RoHS legal scope)
California Proposition 65	WARNING: This product can expose you to chemicals including: Diisononyl phthalate (DINP), which is known to the State of California to cause cancer, and Diisodecyl phthalate (DIDP), which is known to the State of California to cause birth defects or other reproductive harm. For more information go to www.P65Warnings.ca.gov

Dimensions Drawings

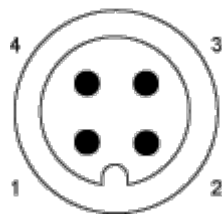
Dimensions



Connections and Schema

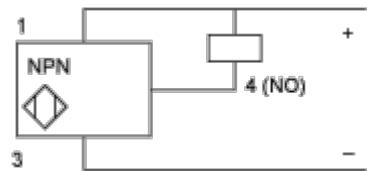
Wiring Schemes

M12 Connector



- 1 : (+)
- 3 : (-)
- 4 : OUT/Output

NPN Outputs



Performance Curves

Detection Curves

