

# Product data sheet

Specifications



Head for illuminated push button, Harmony XB5, grey bezel, red projecting, 30mm, universal LED, spring return, unmarked

ZB5FW143C0

**Important message:** A change in appearance may be noted on the product but does not affect its use in terms of function and safety. This makes it compatible with our Universal LED blocks

## Main

Range Of Product	Harmony XB5
Product Or Component Type	Head for illuminated push-button
Device Short Name	ZB5F
Product Compatibility	Universal LED
Bezel Material	Plastic colour plated grey
Mounting Diameter	30.5 mm
Head Type	Built-in-flush
Sale Per Indivisible Quantity	1
Shape Of Signaling Unit Head	Round
Type Of Operator	spring return
Operator Profile	Red projecting, unmarked

## Complementary

Cad Overall Width	37 mm
Cad Overall Height	37 mm
Cad Overall Depth	32 mm
Net Weight	0.031 kg
Mechanical Durability	10000000 cycles
Electrical Composition Code	M1 for <6 contacts using single blocks in front mounting M2 for <6 contacts using single and double blocks in front mounting M10 for <2 contacts using single blocks in front mounting M6 for <2 contacts using single blocks in front mounting MF1 for <2 contacts using single blocks in front mounting
Device Presentation	Basic element

## Environment

Protective Treatment	TH
Ambient Air Temperature For Storage	-40...70 °C
Ambient Air Temperature For Operation	-40...70 °C
Overvoltage Category	Class II conforming to IEC 60536
Ip Degree Of Protection	IP66 conforming to IEC 60529 IP67 conforming to IEC 60529

Disclaimer: This documentation is not intended as a substitute for and is not to be used for determining suitability or reliability of these products for specific user applications

Resistance To High Pressure Washer	7000000 Pa at 55 °C, distance : 0.1 m
Ik Degree Of Protection	IK03 conforming to IEC 50102
Standards	UL 508 EN/IEC 60947-5-4 EN/IEC 60947-1 JIS C8201-5-1 EN/IEC 60947-5-1 CSA C22.2 No 14 JIS C8201-1
Product Certifications	UL listed CSA
Shock Resistance	30 gn (duration = 18 ms) for half sine wave acceleration conforming to IEC 60068-2-27 50 gn (duration = 11 ms) for half sine wave acceleration conforming to IEC 60068-2-27 25 gn (duration = 6 ms) for 1000 shocks on each axis conforming to IEC 60068-2-27
Vibration Resistance	5 gn (f= 10...500 Hz) conforming to IEC 60068-2-6 2 mm peak to peak (f= 2...10 Hz) conforming to IEC 60068-2-6

## Packing Units

Unit Type Of Package 1	PCE
Number Of Units In Package 1	1
Package 1 Height	5.45 cm
Package 1 Width	4.3 cm
Package 1 Length	5.2 cm
Package 1 Weight	23.0 g

## Contractual warranty

Warranty	18 months
----------	-----------

# Sustainability

**Green Premium™ label** is Schneider Electric’s commitment to delivering products with best-in-class environmental performance. Green Premium promises compliance with the latest regulations, transparency on environmental impacts, as well as circular and low-CO<sub>2</sub> products.

**Guide to assessing product sustainability** is a white paper that clarifies global eco-label standards and how to interpret environmental declarations.

[Learn more about Green Premium >](#)

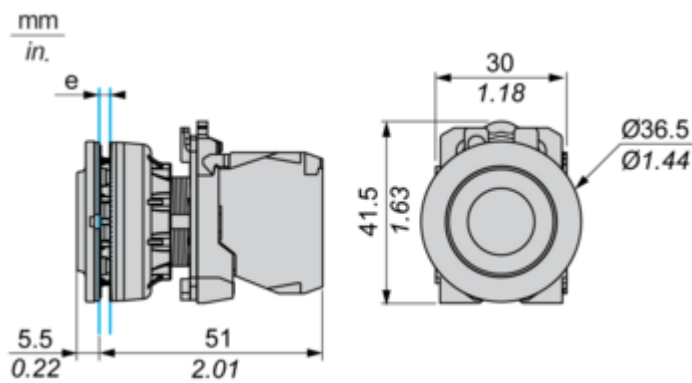
[Guide to assess a product’s sustainability >](#)

## Well-being performance

✓	Reach Free Of Svhc	
✓	Toxic Heavy Metal Free	
✓	Mercury Free	
✓	Rohs Exemption Information	Yes
Reach Regulation	REACH Declaration	
Eu Rohs Directive	Pro-active compliance (Product out of EU RoHS legal scope) EU RoHS Declaration	
China Rohs Regulation	China RoHS declaration	

Dimensions Drawings

Dimensions

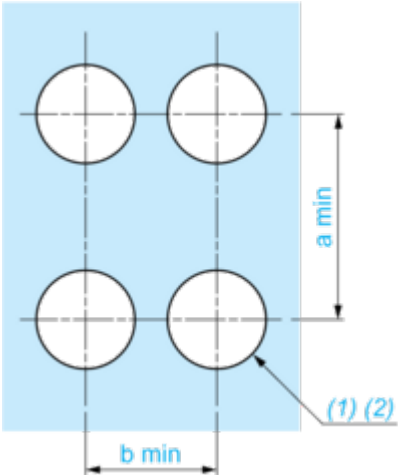


e: Clamping thickness: 1 to 6 mm / 0.04 to 0.24 in.

Mounting and Clearance

Panel Cut-out for Pushbuttons, Switches and Pilot Lights (Finished Holes, Ready for Installation)

Connection by Screw Clamp Terminals or Plug-in Connectors



- (1) Diameter on finished panel or support
- (2) Ø30.75 mm recommended ( $\text{Ø}30.5 \begin{smallmatrix} +0.5 \\ 0 \end{smallmatrix}$ ) / Ø1.21 in. recommended ( $\text{Ø}1.20 \text{ in. } \begin{smallmatrix} +0.0196 \\ 0 \end{smallmatrix}$ )

Connections	a in mm	a in in.	b in mm	b in in.
By screw clamp terminals or plug-in connector	40	1.57	40	1.57
By Faston connectors	45	1.77	40	1.57

Technical Description

Electrical Composition Corresponding to Code C1

---



Electrical Composition Corresponding to Code C2

---



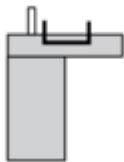
Electrical Composition Corresponding to Codes C9, C11, SF1 and SR1



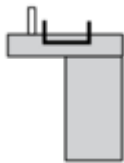
Electrical Composition Corresponding to Code C15

---

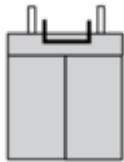
1 N/O



1 N/C



1 N/O + N/C or 1 N/O + N/O or 1 N/C + N/C



Legend

---

Single contact



Double contact



Light block



Possible location

