

# Product datasheet

Specifications



discrete output module X80. 64  
outputs. solid state. 24 VDC positive

BMXDDO6402K

Price: 20,891.40 ZAR

## Main

Range Of Product	Modicon X80
Product Or Component Type	Discrete output module
Discrete Output Number	64 conforming to EN/IEC 61131-2
Discrete Output Type	Solid state
Discrete Output Logic	Positive
Discrete Output Voltage	24 V 19...30 V DC
Discrete Output Current	0.1 A

## Complementary

Current Per Channel	0.125 A
Maximum Current Per Module	6.4 A
Insulation Resistance	> 10 MOhm 500 V DC
Power Dissipation In W	6.85 W
Response Time On Output	1.2 ms
Paralleling Of Outputs	Yes : 3 maximum
Typical Current Consumption	160 mA at 3.3 V DC
Mtbf Reliability	150000 H
Protection Type	External fuse reverse polarity protection short-circuit protection overload protection overvoltage protection
Output Overload Protection	With current limiter With electronic circuit breaker 0.125 A < Id < 0.185 A
Output Overvoltage Protection	With transil diode
Output Short-Circuit Protection	With 2 A external fuse
Reverse Polarity Protection	Reverse mounted diode
Voltage Detection Threshold	< 14 V DC preactuator fault > 18 V DC preactuator at state 0
Maximum Tungsten Load	1.2 W
Switching Frequency	0.5/LI² Hz
Maximum Overload Time	15 ms
Load Impedance Ohmic	>= 220 Ohm

Excluding VAT and subject to change. Please check with your local distributor through "Where to buy"

Disclaimer: This documentation is not intended as a substitute for and is not to be used for determining suitability or reliability of these products for specific user applications

Status Led	1 LED (green) +32 channels indicator 1 LED (green) module operating (RUN) 1 LED per channel (green) channel diagnostic 1 LED (red) module error (ERR) 1 LED (red) module I/O
Net Weight	0.15 kg

## Environment

Ip Degree Of Protection	IP20
Directives	2014/35/EU - low voltage directive 2014/30/EU - electromagnetic compatibility
Dielectric Strength	1500 V AC at 50/60 Hz 1 minute, output/ground 1500 V AC at 50/60 Hz 1 minute, output/internal logic 500 V DC 1 minute, between group of channels
Vibration Resistance	3 gn
Shock Resistance	30 gn
Ambient Air Temperature For Storage	-40...85 °C
Ambient Air Temperature For Operation	0...60 °C
Relative Humidity	5...95 % at 55 °C without condensation
Operating Altitude	0...2000 m 2000...5000 m with derating factor

## Packing Units

Unit Type Of Package 1	PCE
Number Of Units In Package 1	1
Package 1 Height	5.45 cm
Package 1 Width	10.793 cm
Package 1 Length	11.288 cm
Package 1 Weight	201.0 g
Unit Type Of Package 2	S02
Number Of Units In Package 2	15
Package 2 Height	15 cm
Package 2 Width	30 cm
Package 2 Length	40 cm
Package 2 Weight	3.5 kg
Unit Type Of Package 3	P06
Number Of Units In Package 3	240
Package 3 Height	75.0 cm
Package 3 Width	60.0 cm
Package 3 Length	80.0 cm
Package 3 Weight	67 kg

## Contractual warranty

Warranty	18 months
----------	-----------

## Sustainability



**Green Premium™ label** is Schneider Electric's commitment to delivering products with best-in-class environmental performance. Green Premium promises compliance with the latest regulations, transparency on environmental impacts, as well as circular and low-CO<sub>2</sub> products.

**Guide to assessing product sustainability** is a white paper that clarifies global eco-label standards and how to interpret environmental declarations.

[Learn more about Green Premium >](#)

[Guide to assess a product's sustainability >](#)

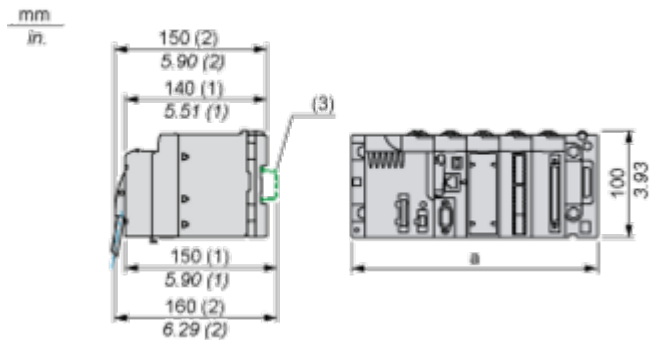
## Well-being performance

 Mercury Free	
 Rohs Exemption Information	<a href="#">Yes</a>
Reach Regulation	<a href="#">REACH Declaration</a>
Eu Rohs Directive	Pro-active compliance (Product out of EU RoHS legal scope)
China Rohs Regulation	<a href="#">China RoHS declaration</a>
Weee	The product must be disposed on European Union markets following specific waste collection and never end up in rubbish bins

Dimensions Drawings

Modules Mounted on Racks

Dimensions



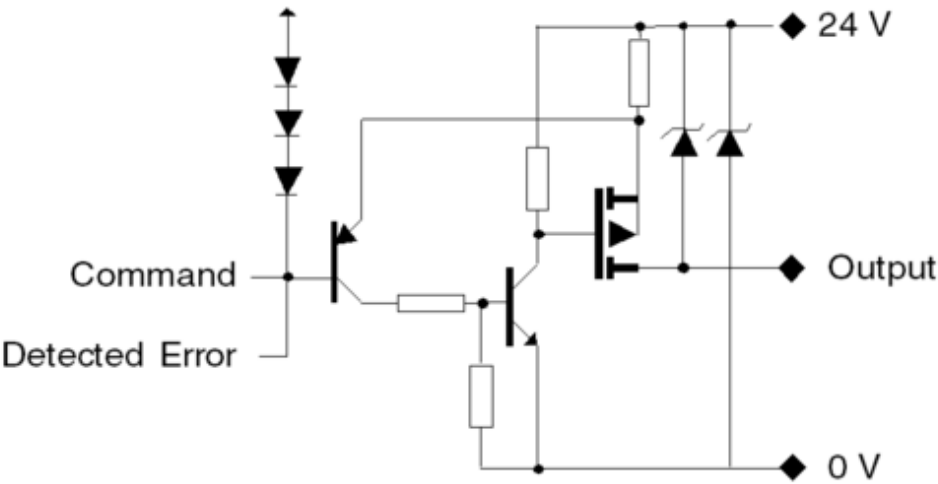
- (1) With removable terminal block (cage, screw or spring).  
(2) With FCN connector.  
(3) On AM1 ED rail: 35 mm wide, 15 mm deep. Only possible with BMXXBP0400/0400H/0600/0600H/0800/0800H rack.

Rack references	a in mm	a in in.
BMXXBP0400 and BMXXBP0400H	242.4	09.54
BMXXBP0600 and BMXXBP0600H	307.6	12.11
BMXXBP0800 and BMXXBP0800H	372.8	14.68
BMXXBP1200 and BMXXBP1200H	503.2	19.81

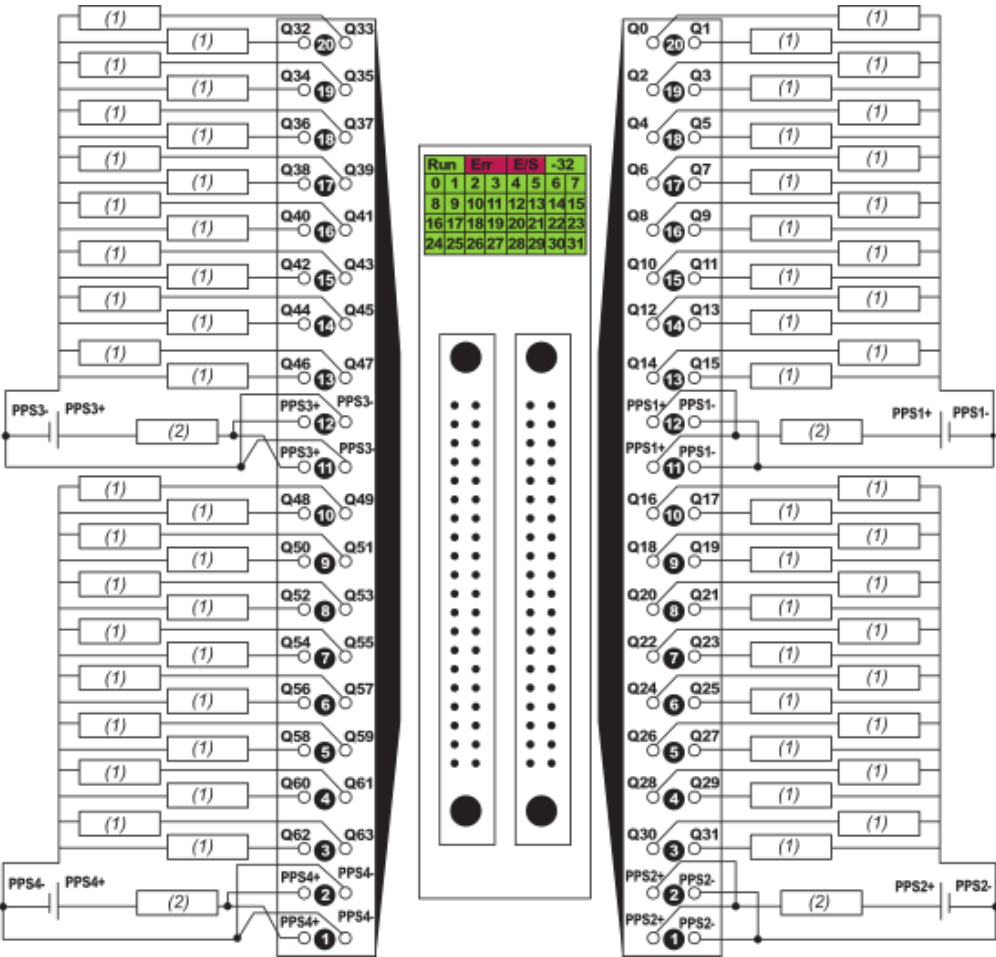
Connections and Schema

Connecting the Module

Output Circuit Diagram



Module Connection



- (1) pre-actuator
  - (2) fuse: fast blow fuse of 2 A for each 16-channel group
- power supply** 24 VDC
- PPS** pre-actuator power supply