



Main

Range	TeSys
Product name	TeSys GV2
Device short name	GV2RT
Product or component type	Circuit breaker
Device application	Motor Transformer
Trip unit technology	Thermal-magnetic

Complementary

Poles description	3P
Network type	AC
Utilisation category	AC-3 conforming to IEC 60947-4-1 Category A conforming to IEC 60947-2
Network frequency	50/60 Hz conforming to IEC 60947-4-1
Fixing mode	Clipped on 35 mm symmetrical DIN rail Screwed on panel (with adaptor plate)
Operating position	Any position
Motor power kW	1.1 kW at 220/230 V AC 50/60 Hz (motor protection high peak current) 2.2 kW at 400/415 V AC 50/60 Hz (motor protection high peak current) 2.2 kW at 440 V AC 50/60 Hz (motor protection high peak current) 3 kW at 440 V AC 50/60 Hz (motor protection high peak current) 3 kW at 500 V AC 50/60 Hz (motor protection high peak current) 4 kW at 690 V AC 50/60 Hz (motor protection high peak current) 1.6 kW at 230/240 V AC 50/60 Hz (transformer protection) 2 kW at 230/240 V AC 50/60 Hz (transformer protection) 2.5 kW at 400/415 V AC 50/60 Hz (transformer protection) 2.5 kW at 440 V AC 50/60 Hz (transformer protection) 4 kW at 440 V AC 50/60 Hz (transformer protection) 4 kW at 500 V AC 50/60 Hz (transformer protection) 4 kW at 690 V AC 50/60 Hz (transformer protection) 5 kW at 690 V AC 50/60 Hz (transformer protection) 6.3 kW at 690 V AC 50/60 Hz (transformer protection)
Breaking capacity	3 kA Icu at 690 V AC 50/60 Hz conforming to IEC 60947-2

50 kA Icu at 440 V AC 50/60 Hz conforming to IEC 60947-2
 50 kA Icu at 500 V AC 50/60 Hz conforming to IEC 60947-2
 100 kA Icu at 400/415 V AC 50/60 Hz conforming to IEC 60947-2
 100 kA Icu at 220/230 V AC 50/60 Hz conforming to IEC 60947-2

Control type	Toggle
[In] rated current	6.3 A
Thermal protection adjustment range	4...6.3 A
Magnetic tripping current	138 A
[Ue] rated operational voltage	690 V AC 50/60 Hz conforming to IEC 60947-2
[Ui] rated insulation voltage	690 V AC 50/60 Hz conforming to IEC 60947-2
[Ith] conventional free air thermal current	6.3 A conforming to IEC 60947-4-1
[Uimp] rated impulse withstand voltage	6 kV conforming to IEC 60947-2
Power dissipation per pole	2.5 W
Mechanical durability	100000 cycles
Electrical durability	100000 cycles for AC-3 at 440 V
Operating rate	25 cyc/h
Rated duty	Continuous conforming to IEC 60947-4-1
Connections - terminals	Screw clamp terminals 2 cable(s) 1...6 mm ² solid Screw clamp terminals 2 cable(s) 1.5...6 mm ² flexible without cable end Screw clamp terminals 2 cable(s) 1...4 mm ² flexible with cable end
Tightening torque	1.7 N.m on screw clamp terminals
Suitability for isolation	Yes conforming to IEC 60947-1
Phase failure sensitivity	Yes conforming to IEC 60947-4-1
Height	89 mm
Width	45 mm
Depth	78.5 mm

Environment

Standards	NF C 63-120 VDE 0113 NF C 79-130 UL 508 IEC 60947-2 EN 60204 IEC 60947-1 NF C 63-650 CSA C22.2 IEC 60947-4-1 VDE 0660
Product certifications	CCC CSA EAC UL
Protective treatment	TH
IP degree of protection	IP20 conforming to IEC 60529
IK degree of protection	IK04
Ambient air temperature for operation	-20...60 °C
Ambient air temperature for storage	-40...80 °C
Fire resistance	960 °C conforming to IEC 60695-2-1
Operating altitude	2000 m

Offer Sustainability

Sustainable offer status	Green Premium product
RoHS (date code: YYWW)	Compliant - since 0631 - Schneider Electric declaration of conformity Schneider Electric declaration of conformity
REACH	Reference contains SVHC above the threshold - Go to CaP for more details Go to CaP for more details

Product environmental profile	Available Product Environmental Profile
-------------------------------	--

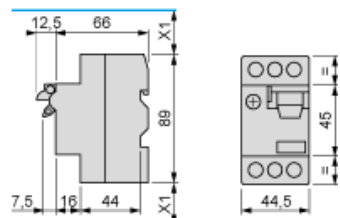
Product end of life instructions	Need no specific recycling operations
----------------------------------	---------------------------------------

Contractual warranty

Warranty period	18 months
-----------------	-----------

GV2RT

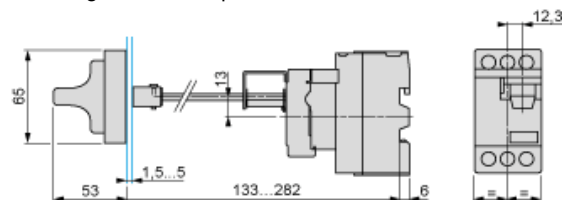
Dimensions



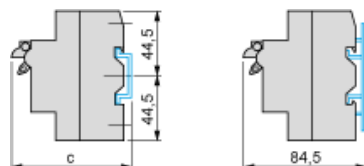
X1: Electrical clearance = 40 mm for $U_e < 690$ V

Mounting

Mounting of external operator GV2AP03



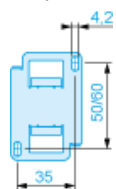
On 35 mm rail



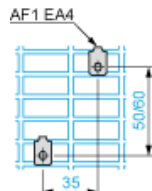
c = 80 on AM1 DP200 (35 x 7.5)

c = 88 on AM1 DE200, ED200 (35 x 15)

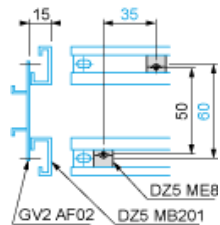
On panel with adapter plate GV2AF02



On pre-slotted plate AM1 PA



On rails DZ5 MB



GV2ME•• and GV2RT

