

# Product datasheet

Specifications



Small panel with keypad, matrix screen, green, 122 x 32 pixels, 5V DC

XBTR400

⚠ Discontinued - Service only

⚠ Discontinued on: 15 Dec 2021

⚠ To be end-of-service on: 30 Jun 2029

## Main

Range Of Product	Magelis XBTR
Display Resolution	122 x 32 pixels
Software Type	Configuration software
Software Designation	Vijeo Designer Lite
Operating System	Windows

## Complementary

Display Type	Matrix backlit LCD
Character Font	Greek Cyrillic Chinese (simplified Chinese) Katakana Latin
Number Of Key	20
Number Of Fixed Keys	8
Number Of Customisable Keys	12
Number Of Pages	256 alarm pages 200 application pages
Memory Type	Flash
Memory Capacity	512 KB
Integrated Connection Type	Serial link: female RJ45, asynchronous transmission mode (RS232C/RS485)point-to-point topology
Realtime Clock	Access to the PLC real-time clock
Range Compatibility	Twido Modicon Premium Modicon M340 Modicon TSX Micro
Product Mounting	Flush mounting
Fixing Mode	By 4 spring clips
Display Material	Polyester
Front Material	PPT
Keypad Material	Polyester
Marking	CE
Height	118 mm

Excluding VAT and subject to change. Please check with your local distributor through "Where to buy"

Disclaimer: This documentation is not intended as a substitute for and is not to be used for determining suitability or reliability of these products for specific user applications

Width	137 mm
Depth	78 mm
Cut-Out Dimensions	119.6 (+/- 0.5) x 105.2 (+/- 0.4) mm
Net Weight	0.55 kg

## Environment

Product Or Component Type	Small panel with keypad
Display Colour	Green
Display Capacity	4 lines of 20 characters maximum 1 line of 5 characters minimum
[Us] Rated Supply Voltage	5 V DC
Supply	From PLC (terminal port)
Downloadable Protocols	Modbus Uni-TE
Standards	UL 508 CSA C22.2 No 14 IEC 60068-2-6 IEC 60068-2-27 IEC 61131-2
Product Certifications	UL 1604 ATEX zone 2/22 UL Class 1 Division 2 CSA Class 1 Division 2
Ambient Air Temperature For Operation	0...55 °C
Ambient Air Temperature For Storage	-20...60 °C
Relative Humidity	0...85 % without condensation
Ip Degree Of Protection	IP20 (rear panel) conforming to IEC 60529 IP65 (front panel) conforming to IEC 60529
Nema Degree Of Protection	NEMA 4X front panel (outdoor use)
Shock Resistance	15 gn for 11 ms
Vibration Resistance	+/- 3.5 mm (f= 2...8.45 Hz) 1 gn (f= 8.45...150 Hz)

## Packing Units

Unit Type Of Package 1	PCE
Number Of Units In Package 1	1
Package 1 Height	4.3 cm
Package 1 Width	17.0 cm
Package 1 Length	25.0 cm
Package 1 Weight	594.0 g
Unit Type Of Package 2	S03
Number Of Units In Package 2	10
Package 2 Height	30.0 cm
Package 2 Width	30.0 cm
Package 2 Length	40.0 cm
Package 2 Weight	6.39 kg

# Contractual warranty

Warranty	18 months
----------	-----------

## Sustainability




**Green Premium™ label** is Schneider Electric's commitment to delivering products with best-in-class environmental performance. Green Premium promises compliance with the latest regulations, transparency on environmental impacts, as well as circular and low-CO<sub>2</sub> products.

**Guide to assessing product sustainability** is a white paper that clarifies global eco-label standards and how to interpret environmental declarations.

[Learn more about Green Premium >](#)

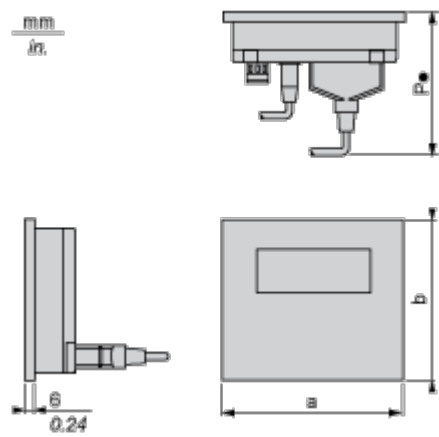
[Guide to assess a product's sustainability >](#)

## Well-being performance

 Reach Free Of Svhc	
 Mercury Free	
 Rohs Exemption Information	<a href="#">Yes</a>
<b>Reach Regulation</b>	<a href="#">REACH Declaration</a>
<b>Eu Rohs Directive</b>	Pro-active compliance (Product out of EU RoHS legal scope)
<b>China Rohs Regulation</b>	<a href="#">China RoHS declaration</a>
<b>Weee</b>	The product must be disposed on European Union markets following specific waste collection and never end up in rubbish bins

Dimensions Drawings

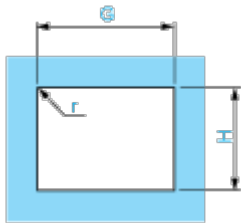
Dimensions



a		a1 (1)		b		b1 (1)		P1 (2)	
mm	in.	mm	in.	mm	in.	mm	in.	mm	in.
137	5.39	160	6.29	118	5	146	6	78	3.07
(1) With fixing clips (included with product) (2) P1: depth with RJ45 cable XBTZ9780 (for Twido, TSX Micro and Premium)									

Mounting and Clearance

Cut-out for Flush Mounting



Panel thickness = 1.5...6 mm / 0.05...0.23 in.

H		G		r max.	
±0.4 mm	±0.02 in.	±0.5 mm	±0.02 in.	mm	in.
105.2	4.14	119.6	5	1.5	0.05